

## OUTDOOR PRODUCT INDEX

Garden Light Series / P001-P144

Lawn Light Series / P145-P226

Wall Light Series / P227-P246

Pillar Light Series / P247-P268

Linear Lamp Series / P269-P280

Wall Washer Light Series / P281-P294

Spot Light Series / P295-P322

In-ground Light Series / P323-P330


Point Source Series / P331-P336

Trick Light Series / P337-P342

## GARDEN LIGHT SERIES







## KLM-1001

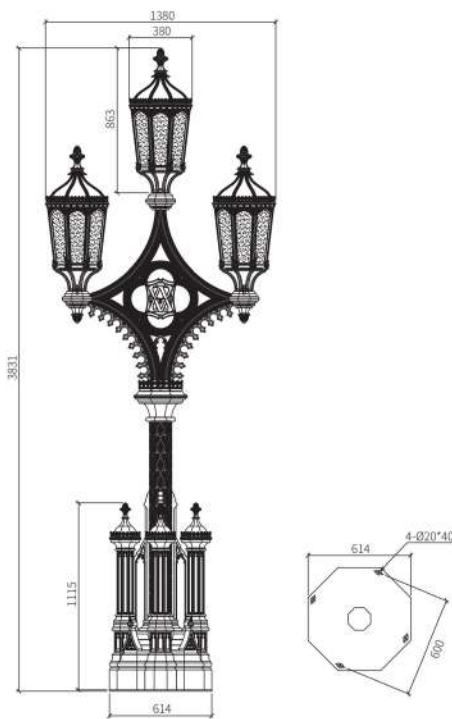
- Body: Made of aluminum with treatment of anti-corrosion and UV-proof powder coating.
- Diffuser: Clear glass.
- Fastener: 304 stainless steel.

-  Sand Black
-  Green
-  Sand Silver
-  Gray Metal Sand Grain

Lamp	Power	Voltage	Color Temperature
LED	3x50W	90-260V 50/60Hz	 3000K  6000K



### Dimensions











KLM-1002

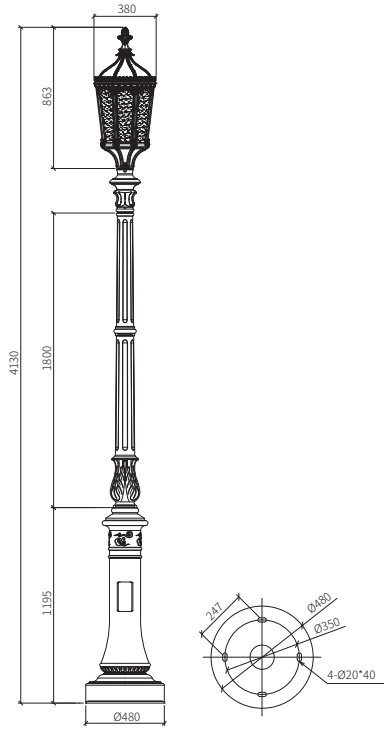
- Body: Made of aluminum with treatment of anti-corrosion and UV-proof powder coating.
- Diffuser: Glass.
- Fastener: 304 stainless steel.

-  Sand Black
-  Dark Grey
-  Sand Green
-  Gray Metal Sand Grain

Lamp	Power	Voltage	Color Temperature
LED	50W	90-260V 50/60Hz	 3000K  6000K



Dimensions





Garden Light Series

KLM-1003

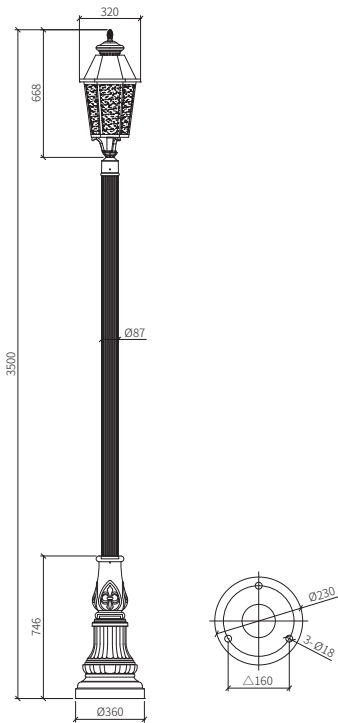
- Body: Made of aluminum with treatment of anti-corrosion and UV-proof powder coating.
- Diffuser: Frosted glass.
- Fastener: 304 stainless steel.

- Sand Black
- Dark Grey
- Sand Silver
- Gray Metal Sand Grain

Lamp	Power	Voltage	Color Temperature	
LED	30W	90-260V 50/60Hz	<div></div> 3000K	<div></div> 6000K



Dimensions



KLM-1004

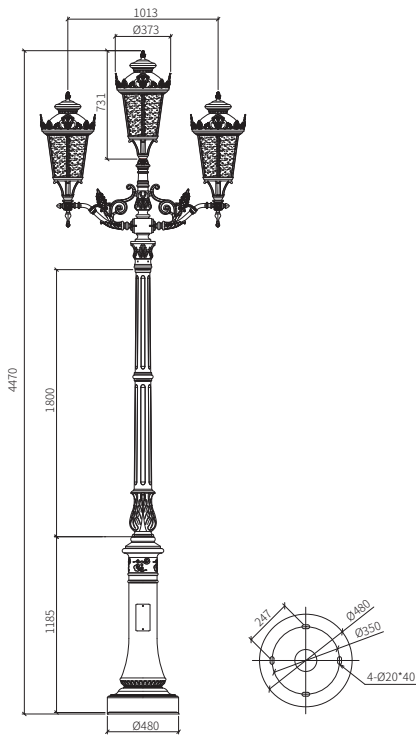
- Body: Made of aluminum with treatment of anti-corrosion and UV-proof powder coating.
- Diffuser: Opal polycarbonate.
- Fastener: 304 stainless steel.

- Sand Black
- Dark Grey
- Sand Silver
- Gray Metal Sand Grain

Lamp	Power	Voltage	Color Temperature	
LED	3x30W	90-260V 50/60Hz	<div></div> 3000K	<div></div> 6000K



Dimensions





Garden Light Series

KLM-1005

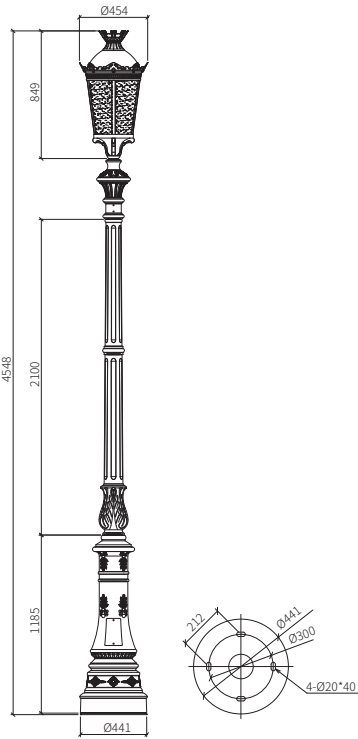
- Body: Made of aluminum with treatment of anti-corrosion and UV-proof powder coating.
- Diffuser: Opal polycarbonate.
- Fastener: 304 stainless steel.

- Sand Black
- Dark Grey
- Sand Silver
- Gray Metal Sand Grain

Lamp	Power	Voltage	Color Temperature	
LED	30W	90-260V 50/60Hz	<div></div> 3000K	<div></div> 6000K



Dimensions



KLM-1006

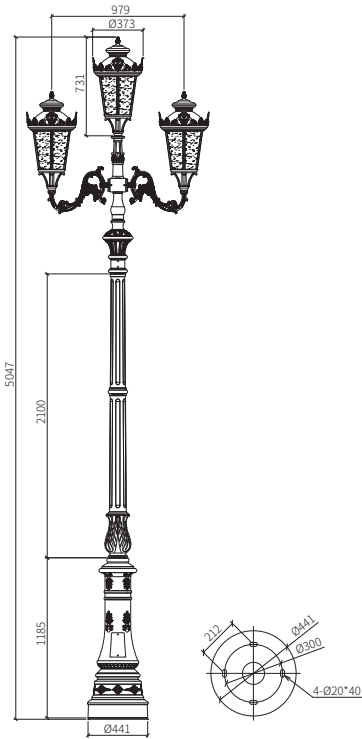
- Body: Made of aluminum with treatment of anti-corrosion and UV-proof powder coating.
- Diffuser: Opal polycarbonate.
- Fastener: 304 stainless steel.

- Sand Black
- Dark Grey
- Sand Silver
- Gray Metal Sand Grain

Lamp	Power	Voltage	Color Temperature	
LED	3x30W	90-260V 50/60Hz	<div></div> 3000K	<div></div> 6000K



Dimensions











KLM-1007

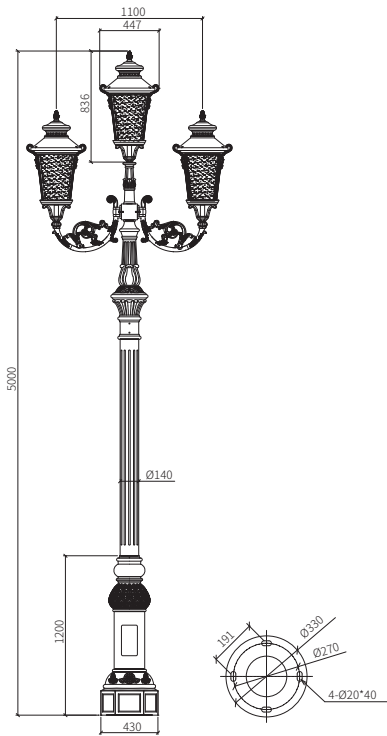
- Body: Made of aluminum and iron with treatment of anti-corrosion and UV-proof powder coating.
- Diffuser: Opal polycarbonate.
- Fastener: 304 stainless steel.

-  Sand Black
-  Dark Grey
-  Sand Silver
-  Gray Metal Sand Grain

Lamp	Power	Voltage	Color Temperature
LED	3x30W	90-260V 50/60Hz	 3000K  6000K



Dimensions











KLM-1008


- Body: Made of aluminum with treatment of anti-corrosion and UV-proof powder coating.
- Diffuser: Opal polycarbonate.
- Fastener: 304 stainless steel.

-  Sand Black
-  Dark Grey
-  Sand Silver
-  Gray Metal Sand Grain

Lamp	Power	Voltage	Color Temperature
LED	50W	90-260V 50/60Hz	 3000K  6000K



Dimensions











KLM-1009

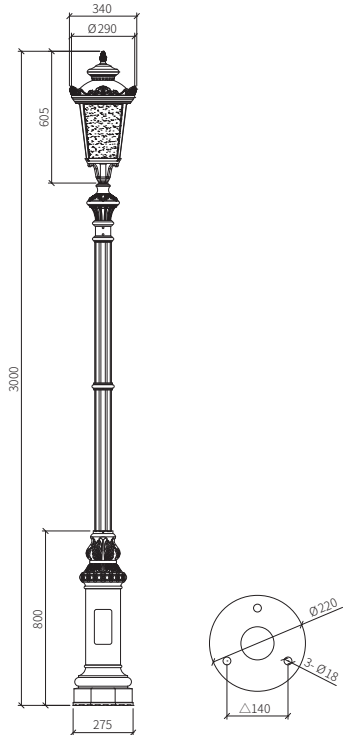
- Body: Made of aluminum with treatment of anti-corrosion and UV-proof powder coating.
- Diffuser: Opal polycarbonate.
- Fastener: 304 stainless steel.

-  Sand Black
-  Dark Grey
-  Sand Silver
-  Gray Metal Sand Grain

Lamp	Power	Voltage	Color Temperature
LED	23W	90-260V 50/60Hz	 3000K  6000K



Dimensions











KLM-1010

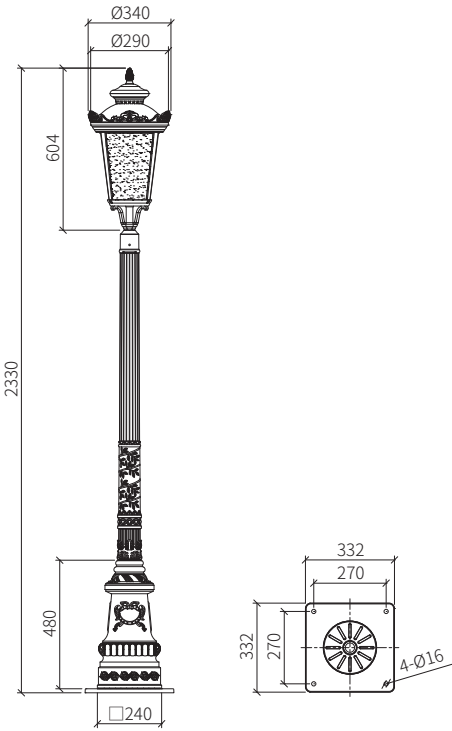
- Body: Made of aluminum with treatment of anti-corrosion and UV-proof powder coating.
- Diffuser: Opal polycarbonate.
- Fastener: 304 stainless steel.

-  Sand Black
-  Dark Grey
-  Sand Silver
-  Gray Metal Sand Grain

Lamp	Power	Voltage	Color Temperature	
LED	20W	90-260V 50/60Hz	 3000K	 6000K



Dimensions











KLM-1011

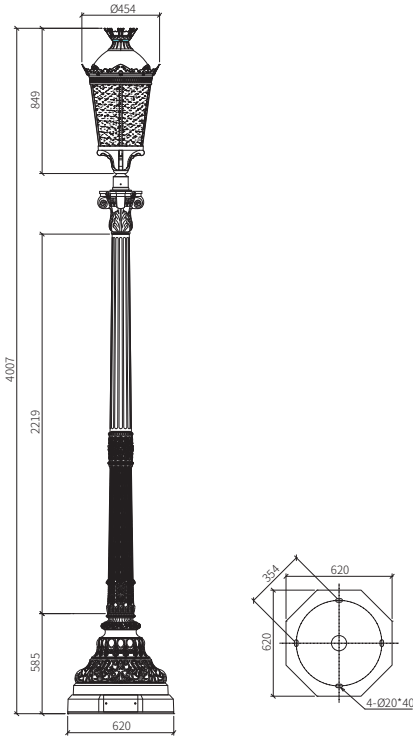
- Body: Made of aluminum with treatment of anti-corrosion and UV-proof powder coating.
- Diffuser: Opal polycarbonate.
- Fastener: 304 stainless steel.

-  Sand Black
-  Dark Grey
-  Sand Silver
-  Gray Metal Sand Grain

Lamp	Power	Voltage	Color Temperature
LED	30W	90-260V 50/60Hz	 3000K  6000K



Dimensions







KLM-1012

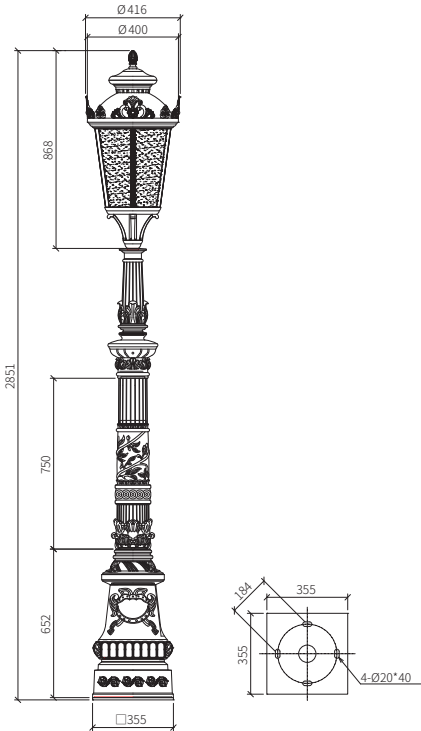
- Body: Made of aluminum with treatment of anti-corrosion and UV-proof powder coating.
- Diffuser: Clear polycarbonate.
- Fastener: 304 stainless steel.

-  Sand Black
-  Dark Grey
-  Sand Silver
-  Gray Metal Sand Grain

Lamp	Power	Voltage	Color Temperature
LED	30W	90-260V 50/60Hz	 3000K  6000K



Dimensions







KLM-1013

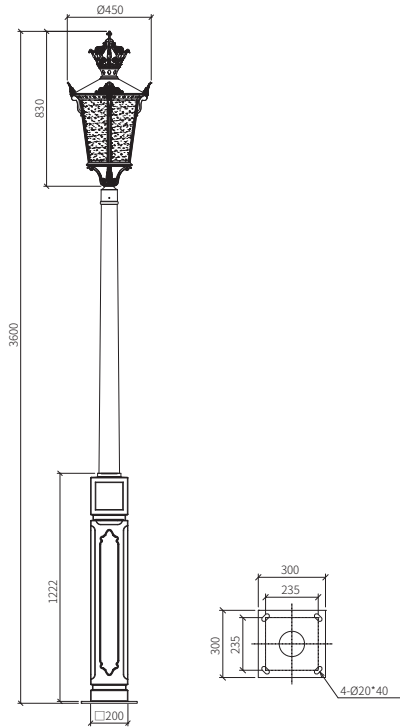
- Body: Made of aluminum with treatment of anti-corrosion and UV-proof powder coating.
- Diffuser: Opal polycarbonate.
- Fastener: 304 stainless steel.

-  Sand Black
-  Dark Grey
-  Sand Silver
-  Gray Metal Sand Grain

Lamp	Power	Voltage	Color Temperature
LED	30W	90-260V 50/60Hz	 3000K  6000K



Dimensions











KLM-1014

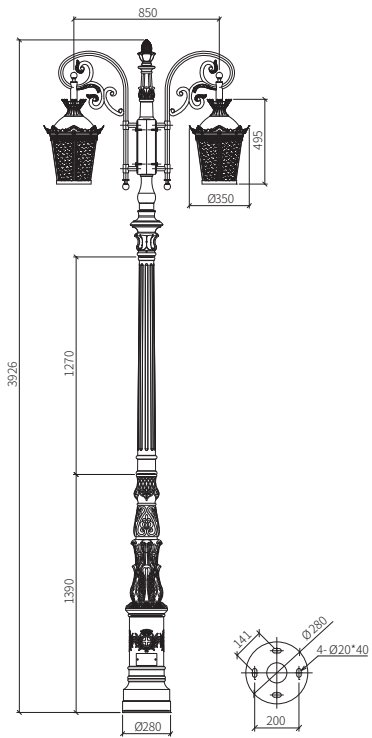
- Body: Made of aluminum and iron with treatment of anti-corrosion and UV-pr powder coating.
- Diffuser: Opal polycarbonate.
- Fastener: 304 stainless steel.

-  Sand Black
-  Dark Grey
-  Sand Silver
-  Gray Metal Sand Grain

Lamp	Power	Voltage	Color Temperature
LED	2x30W	90-260V 50/60Hz	 3000K  6000K



Dimensions










KLM-1015

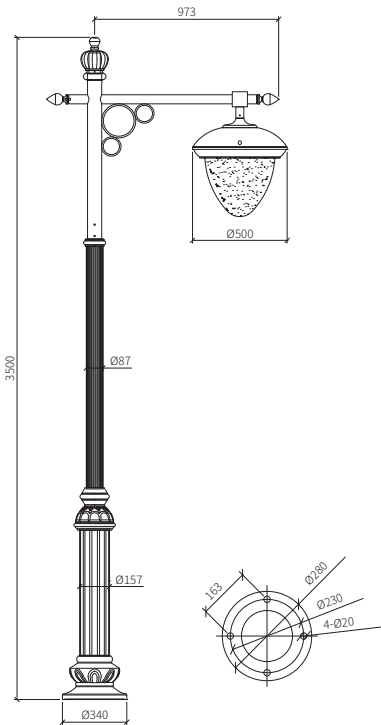
- Body: Made of aluminum with treatment of anti-corrosion and UV-proof powder coating.
- Diffuser: Opal polycarbonate.
- Fastener: 304 stainless steel.

-  Sand Black
-  Dark Grey
-  Sand Silver
-  Gray Metal Sand Grain

Lamp	Power	Voltage	Color Temperature
LED	50W	90-260V 50/60Hz	 3000K  6000K



Dimensions













KLM-1016

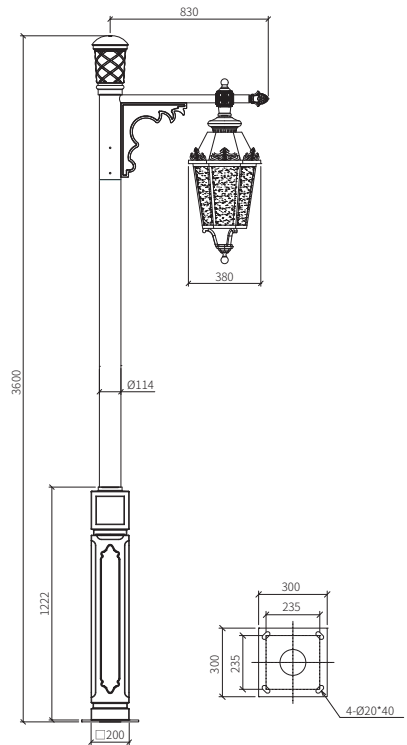
- Body: Made of aluminum with treatment of anti-corrosion and UV-proof powder coating.
- Diffuser: Frosted glass.
- Fastener: 304 stainless steel.

-  Sand Black
-  Dark Grey
-  Sand Silver
-  Gray Metal Sand Grain

Lamp	Power	Voltage	Color Temperature
LED	30W	90-260V 50/60Hz	 3000K  6000K



Dimensions













KLM-1017

KLM-1017/KLM-1018

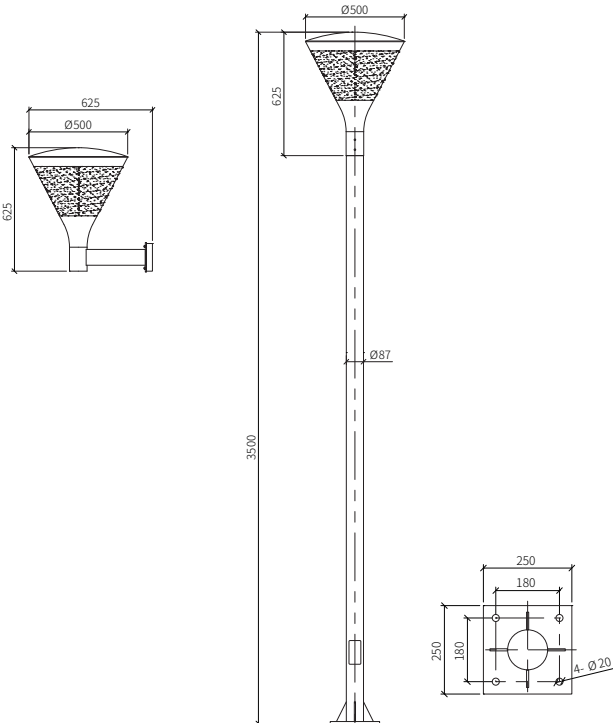
- Body: Made of aluminum with treatment of anti-corrosion and UV-proof powder coating.
- Diffuser: Clear polycarbonate.
- Fastener: 304 stainless steel.

-  Sand Black
-  Dark Grey
-  Sand Silver
-  Gray Metal Sand Grain

Model NO.	Lamp	Power	Voltage	Color Temperature
KLM-1017	LED	20W	90-260V 50/60Hz	 3000K  6000K
KLM-1018	LED	30W		



Dimensions







KLM-1018





KLM-1019

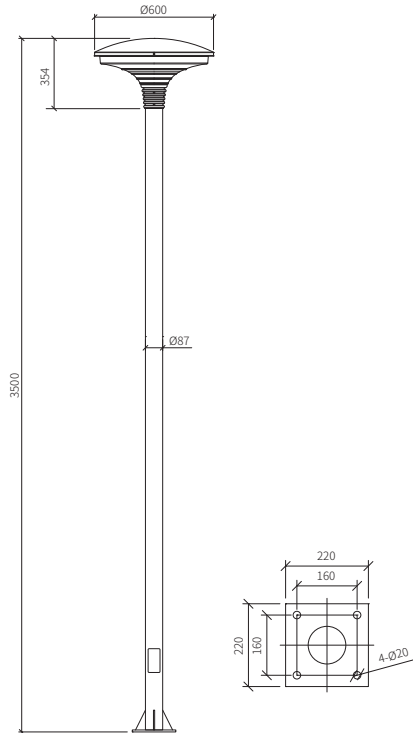
- Body: Made of aluminum with treatment of anti-corrosion and UV-proof powder coating.
- Diffuser: Clear polycarbonate.
- Fastener: 304 stainless steel.

-  Sand Black
-  Dark Grey
-  Sand Silver
-  Gray Metal Sand Grain

Lamp	Power	Voltage	Color Temperature
LED	20W	90-260V 50/60Hz	 3000K  6000K



Dimensions







# KLM-1020


- Body: Made of aluminum with treatment of anti-corrosion and UV-proof powder coating.
- Diffuser: Glass.
- Fastener: 304 stainless steel.

- Sand Black
- Dark Grey
- Sand Silver
- Gray Metal Sand Grain

Lamp	Power	Voltage	Color Temperature
LED	30W	90-260V 50/60Hz	<div></div> 3000K <div></div> 6000K



## Dimensions











KLM-1021

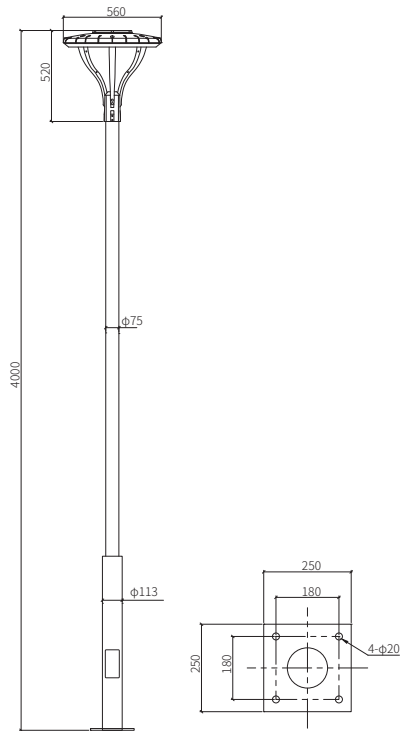
- Body: Made of aluminum with treatment of anti-corrosion and UV-proof powder coating.
- Diffuser: Glass.
- Fastener: 304 stainless steel.

-  Sand Black
-  Dark Grey
-  Sand Silver
-  Gray Metal Sand Grain

Lamp	Power	Voltage	Color Temperature
LED	30W	90-260V 50/60Hz	 3000K  6000K



Dimensions








KLM-1022

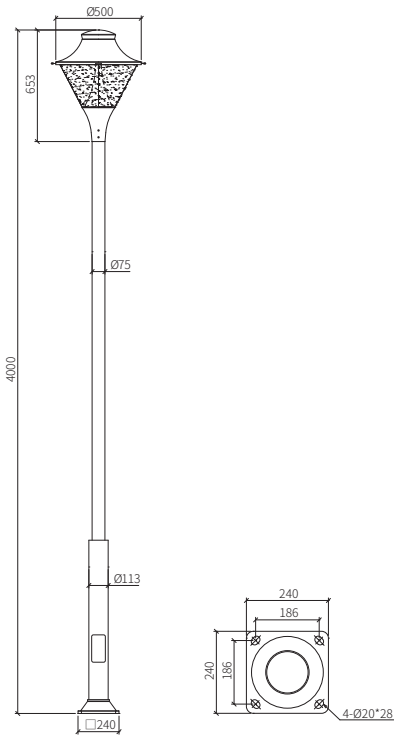
- Body: Made of aluminum with treatment of anti-corrosion and UV-proof powder coating.
- Diffuser: PMMA.
- Fastener: 304 stainless steel.

-  Sand Black
-  Dark Grey
-  Sand Silver
-  Gray Metal Sand Grain

Lamp	Power	Voltage	Color Temperature
LED	3x20W	90-260V 50/60Hz	 3000K  6000K



Dimensions










KLM-1023

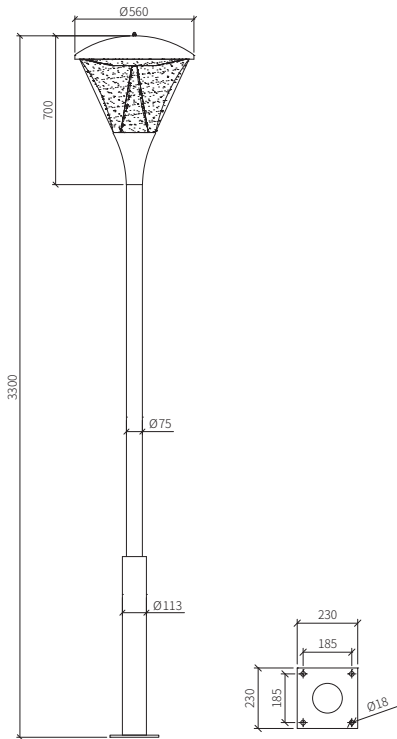
- Body: Made of aluminum and iron with treatment of anti-corrosion and UV-proof powder coating.
- Diffuser: Clear polycarbonate.
- Fastener: 304 stainless steel.

-  Sand Black
-  Dark Grey
-  Sand Silver
-  Gray Metal Sand Grain

Lamp	Power	Voltage	Color Temperature
LED	35W	90-260V 50/60Hz	 3000K  6000K



Dimensions







KLM-1024

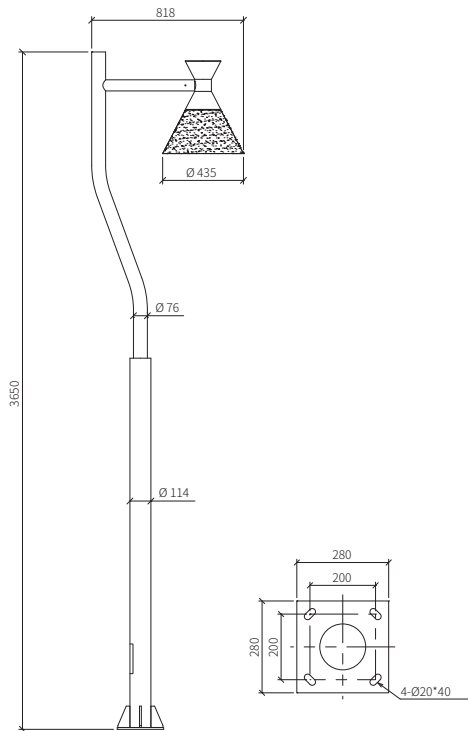
- Body: Made of aluminum and iron with treatment of anti-corrosion and UV-proof powder coating.
- Diffuser: PMMA.
- Fastener: 304 stainless steel.

- Sand Black
- Dark Grey
- Sand Silver
- Gray Metal Sand Grain

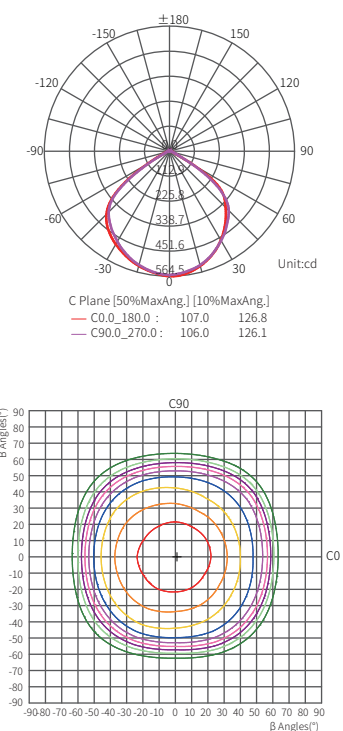
Lamp	Power	Voltage	Color Temperature
LED	50W	90-260V 50/60Hz	<span style="background-color: yellow;"> </span> 3000K <span style="background-color: white;"> </span> 6000K



Dimensions



Photometric Data











KLM-1025

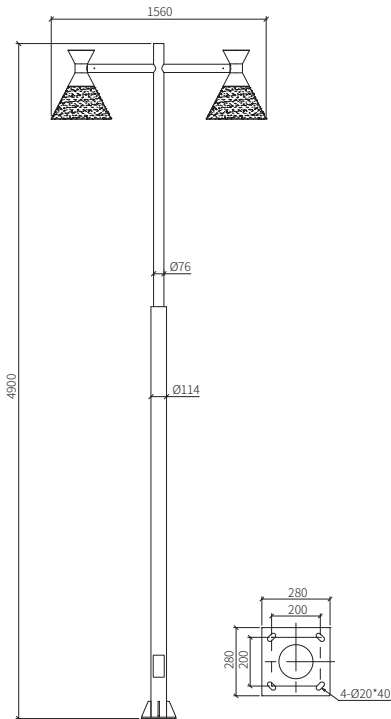
- Body: Made of aluminum and iron with treatment of anti-corrosion and UV-proof powder coating.
- Diffuser: PMMA.
- Fastener: 304 stainless steel.

-  Sand Black
-  Dark Grey
-  Sand Silver
-  Gray Metal Sand Grain

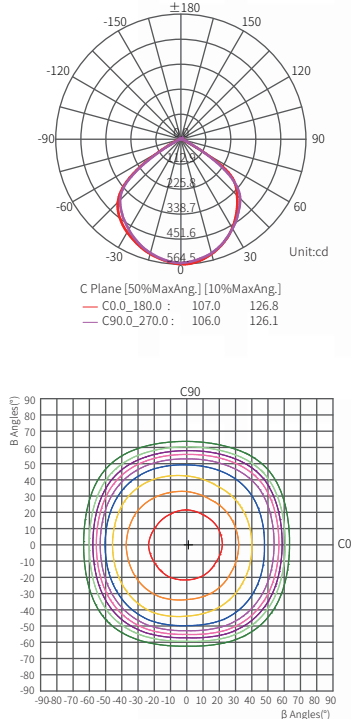
Lamp	Power	Voltage	Color Temperature
LED	2x50W	90-260V 50/60Hz	 3000K  6000K



Dimensions



Photometric Data







KLM-1026



KLM-1027

KLM-1026/KLM-1027/KLM-1028

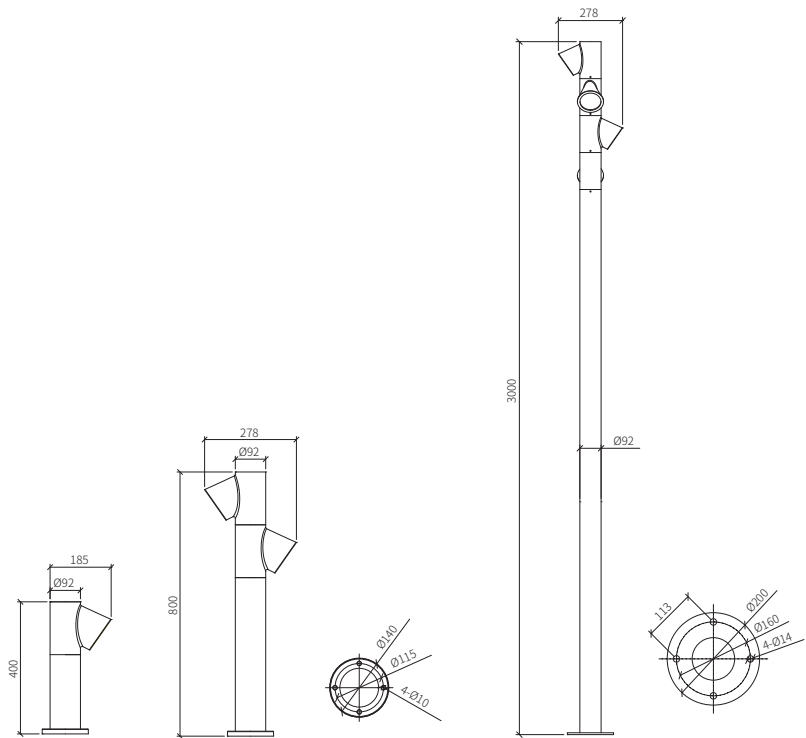
- Body: Made of aluminum with treatment of anti-corrosion and UV-proof powder coating.
- Diffuser: Clear glass.
- Fastener: 304 stainless steel.

- Sand Black
- Dark Grey
- Sand Silver
- Gray Metal Sand Grain

Model NO.	Lamp	Power	Voltage	Color Temperature
KLM-1026	LED	10W	90-260V 50/60Hz	<input checked="" type="checkbox"/> 3000K <input type="checkbox"/> 6000K
KLM-1027	LED	2x10W		
KLM-1028	LED	4x15W		



Dimensions



KLM-1028











KLM-1029

KLM-1029/KLM-1030

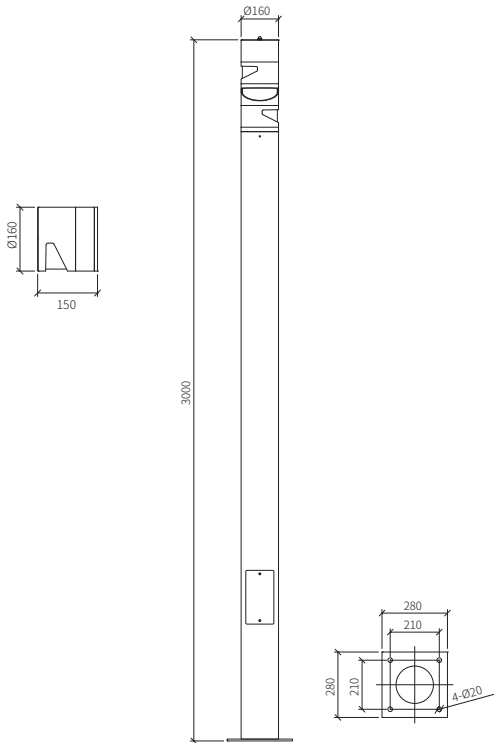
- Body: Made of aluminum with treatment of anti-corrosion and UV-proof powder coating.
- Diffuser: Clear polycarbonate.
- Fastener: 304 stainless steel.

-  Sand Black
-  Dark Grey
-  Sand Silver
-  Gray Metal Sand Grain

Model NO.	Lamp	Power	Voltage	Color Temperature
KLM-1029	LED	10W	90-260V 50/60Hz	 3000K  6000K
KLM-1030	LED	45W		



Dimensions







KLM-1030







KLM-1031/KLM-1032/KLM-1033

- Body: Made of aluminum with treatment of anti-corrosion and UV-proof powder coating.
- Diffuser: Clear polycarbonate.
- Fastener: 304 stainless steel.

-  Sand Black
-  Dark Grey
-  Sand Silver
-  Gray Metal Sand Grain

Model NO.	Lamp	Power	Voltage	Color Temperature
KLM-1031	LED	10W	90-260V 50/60Hz	 3000K  6000K
KLM-1032	LED	10W		
KLM-1033	LED	2x10W		



KLM-1031

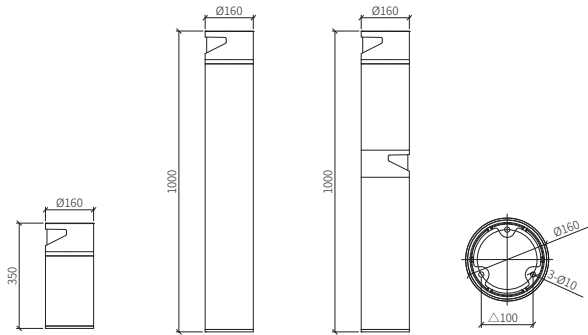


KLM-1032



KLM-1033

Dimensions











KLM-1034

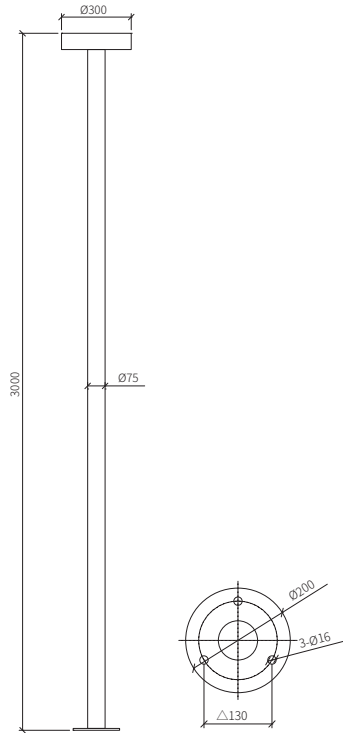
- Body: Made of aluminum with treatment of anti-corrosion and UV-proof powder coating.
- Diffuser: Frosted polycarbonate.
- Fastener: 304 stainless steel.

-  Sand Black
-  Dark Grey
-  Sand Silver
-  Gray Metal Sand Grain

Lamp	Power	Voltage	Color Temperature
LED	35W	90-260V 50/60Hz	<input checked="" type="checkbox"/> 3000K <input type="checkbox"/> 6000K



Dimensions











KLM-1035

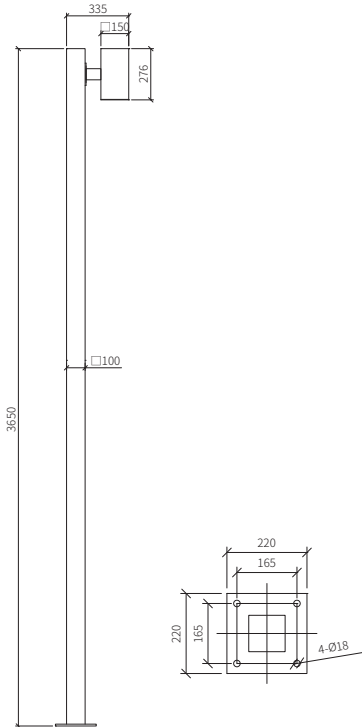
- Body: Made of aluminum with treatment of anti-corrosion and UV-proof powder coating.
- Diffuser: Clear polycarbonate.
- Fastener: 304 stainless steel.

-  Sand Black
-  Dark Grey
-  Sand Silver
-  Gray Metal Sand Grain

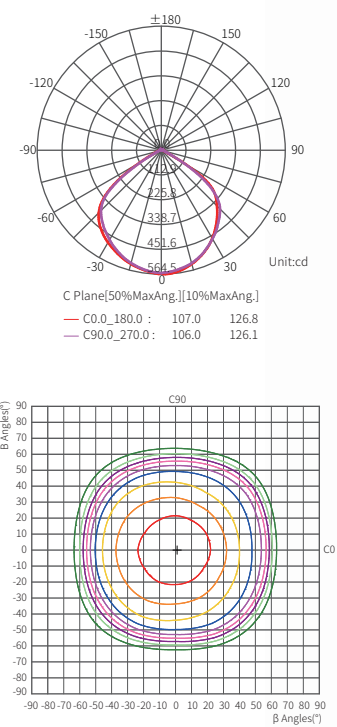
Lamp	Power	Voltage	Color Temperature
LED	30W	90-260V 50/60Hz	 3000K  6000K



Dimensions



Photometric Data











KLM-1036

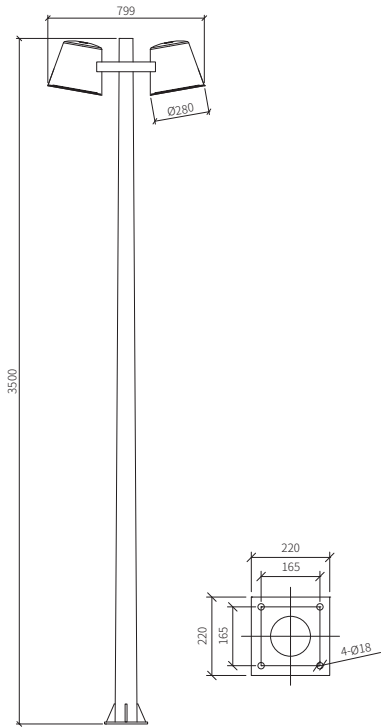
- Body: Made of aluminum with treatment of anti-corrosion and UV-proof powder coating.
- Diffuser: Polycarbonate.
- Fastener: 304 stainless steel.

-  Sand Black
-  Dark Grey
-  Sand Silver
-  Gray Metal Sand Grain

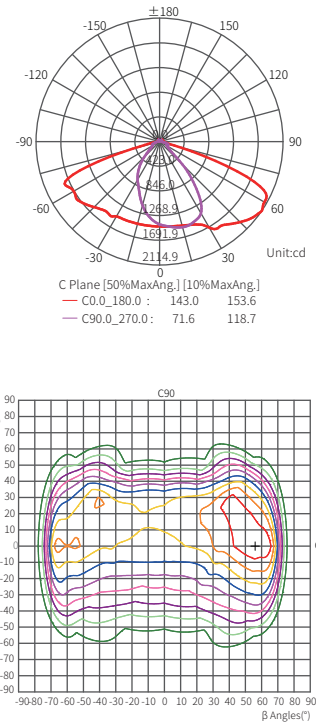
Lamp	Power	Voltage	Color Temperature
LED	2x30W	90-260V 50/60Hz	 3000K  6000K



Dimensions



Photometric Data







KLM-1037

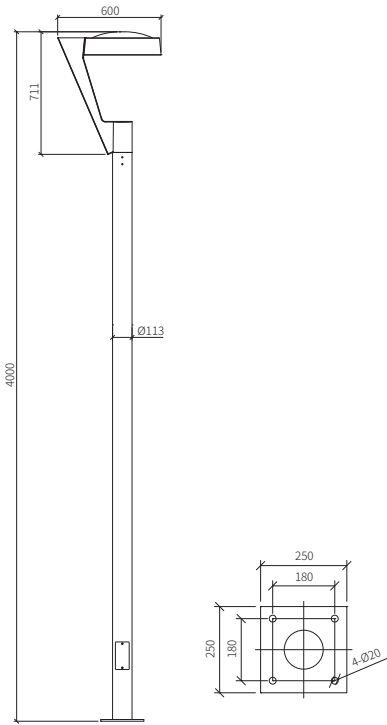
- Body: Made of aluminum with treatment of anti-corrosion and UV-proof powder coating.
- Diffuser: Clear polycarbonate.
- Fastener: 304 stainless steel.

-  Sand Black
-  Dark Grey
-  Sand Silver
-  Gray Metal Sand Grain

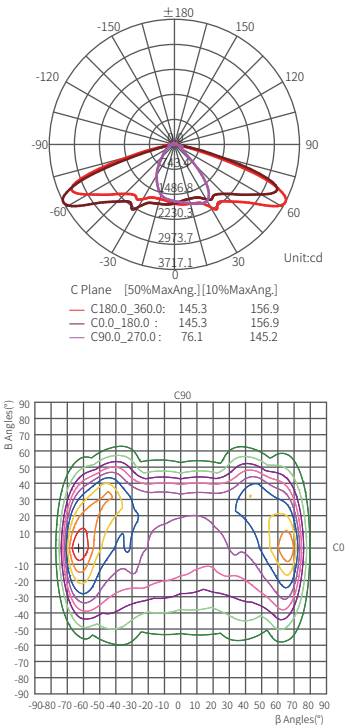
Lamp	Power	Voltage	Color Temperature
LED	30W	90-260V 50/60Hz	 3000K  6000K



Dimensions



Photometric Data







KLM-1038

KLM-1038/KLM-1039

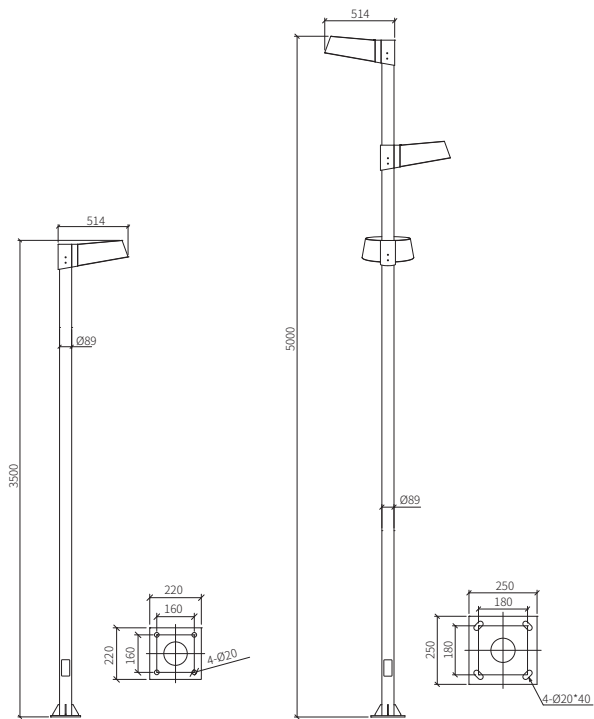
- Body: Made of aluminum with treatment of anti-corrosion and UV-proof powder coating.
- Diffuser: Clear polycarbonate.
- Fastener: 304 stainless steel.

- Sand Black
- Dark Grey
- Sand Silver
- Gray Metal Sand Grain

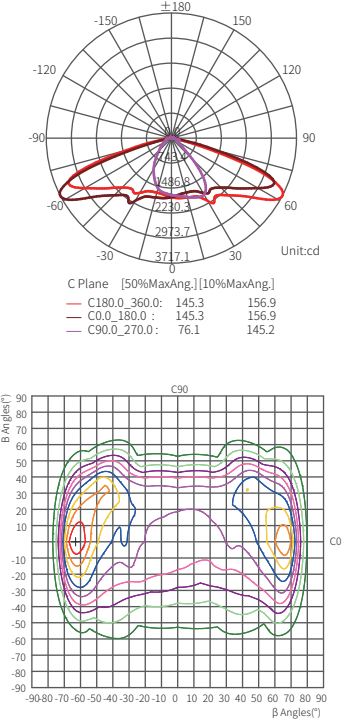
Model NO.	Lamp	Power	Voltage	Color Temperature
KLM-1038	LED	50W	90-260V 50/60Hz	<div>3000K</div> <div>6000K</div>
KLM-1039	LED	3x50W		



Dimensions



Photometric Data



KLM-1039





KLM-1040

KLM-1040/KLM-1041

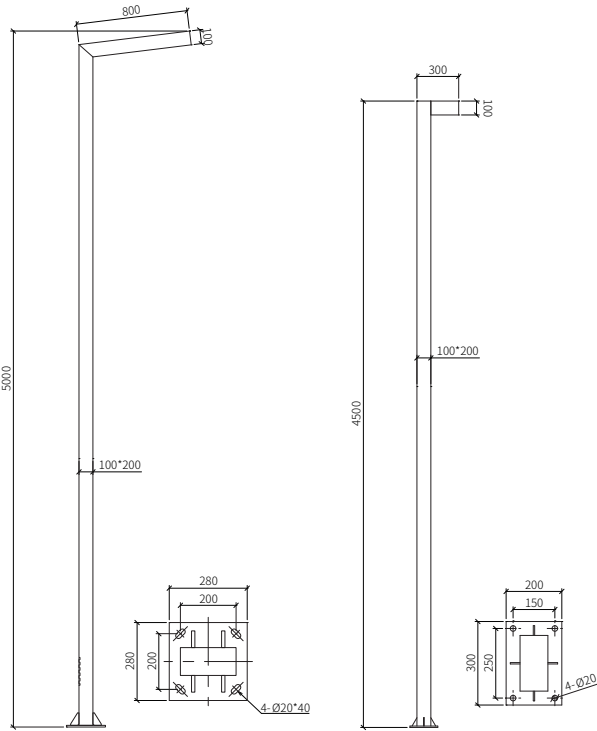
- Body: Made of aluminum with treatment of anti-corrosion and UV-proof powder coating.
- Diffuser: Clear polycarbonate.
- Fastener: 304 stainless steel.

- Sand Black
- Dark Grey
- Sand Silver
- Gray Metal Sand Grain

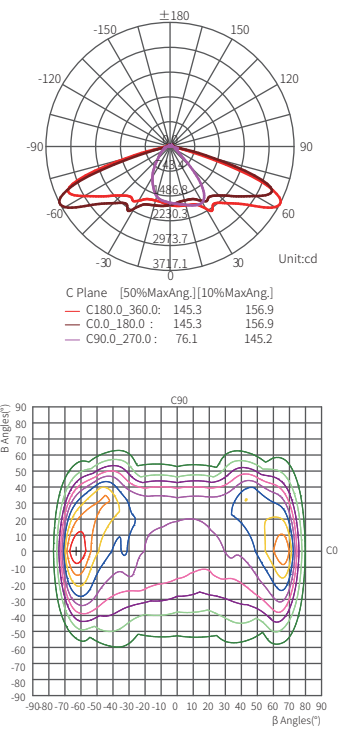
Model NO.	Lamp	Power	Voltage	Color Temperature
KLM-1040	LED	50W	90-260V 50/60Hz	<input checked="" type="checkbox"/> 3000K <input type="checkbox"/> 6000K
KLM-1041	LED	50W		<input type="checkbox"/> 3000K <input checked="" type="checkbox"/> 6000K



Dimensions



Photometric Data







KLM-1041





## KLM-1042

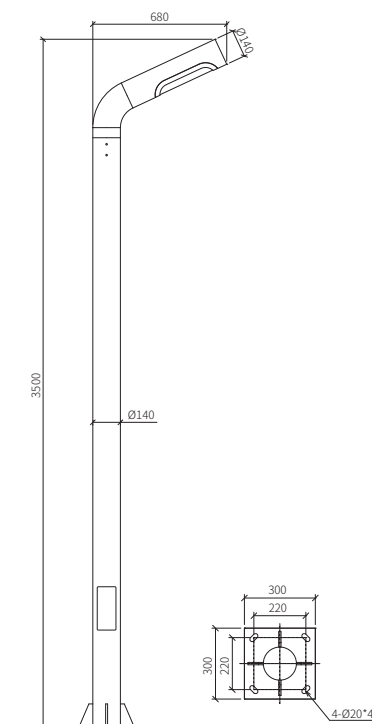
- Body: Made of aluminum with treatment of anti-corrosion and UV-proof powder coating.
- Diffuser: Opal PMMA.
- Fastener: 304 stainless steel.

 Sand Black  
 Dark Grey  
 Sand Silver  
 Gray Metal Sand Grain

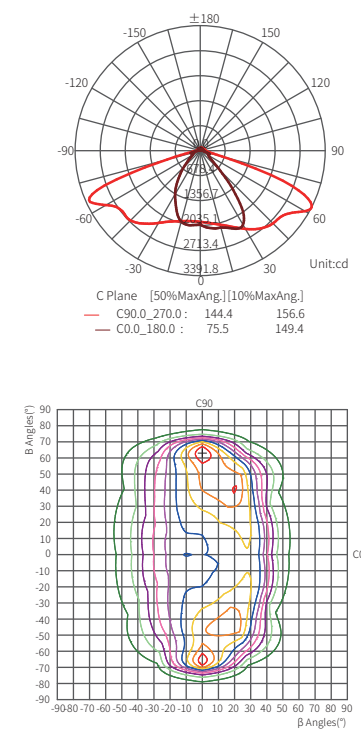
Lamp	Power	Voltage	Color Temperature
LED	50W	90-260V 50/60Hz	<input checked="" type="checkbox"/> 3000K <input type="checkbox"/> 6000K



### Dimensions



### Photometric Data













KLM-1043

KLM-1043/KLM-1044

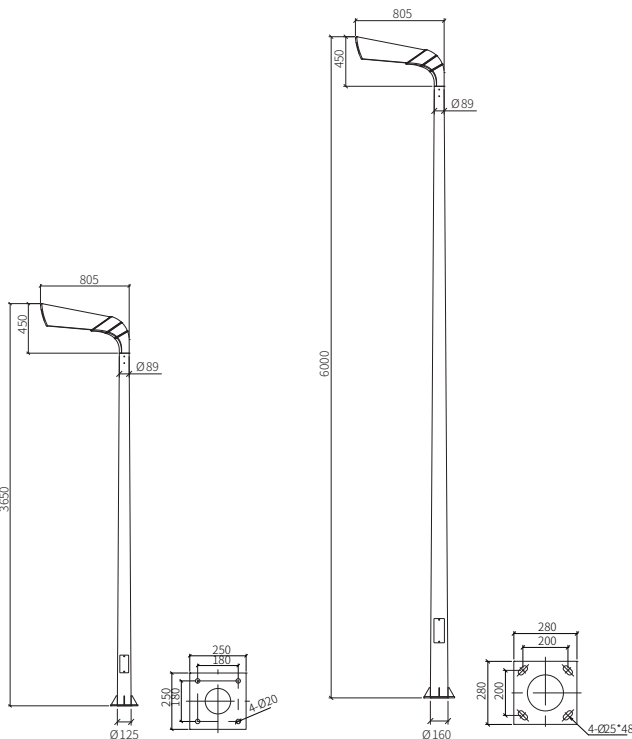
- Body: Made of aluminum with treatment of anti-corrosion and UV-proof powder coating.
- Diffuser: Clear polycarbonate/glass.
- Fastener: 304 stainless steel.

-  Sand Black
-  Dark Grey
-  Sand Silver
-  Gray Metal Sand Grain

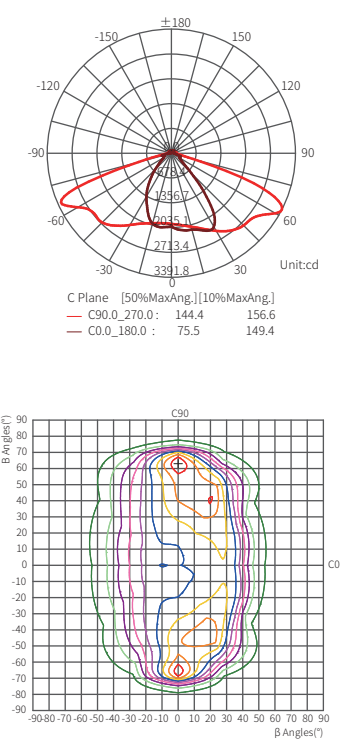
Model NO.	Lamp	Power	Voltage	Color Temperature
KLM-1043	LED	50W	90-260V 50/60Hz	 3000K  6000K
KLM-1044	LED	2x20W		



Dimensions



Photometric Data







KLM-1044





KLM-1045

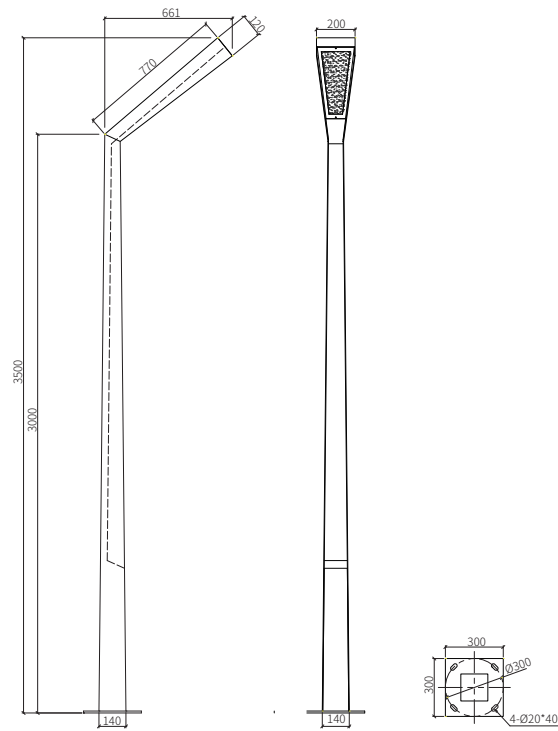
- Body: Made of stainless steel with treatment of anti-corrosion and UV-proof powder coating.
- Diffuser: PMMA.
- Fastener: 304 stainless steel.

-  Sand Black
-  Dark Grey
-  Sand Silver
-  Gray Metal Sand Grain

Lamp	Power	Voltage	Color Temperature
LED	36W	90-260V 50/60Hz	 3000K  6000K



Dimensions











KLM-1046

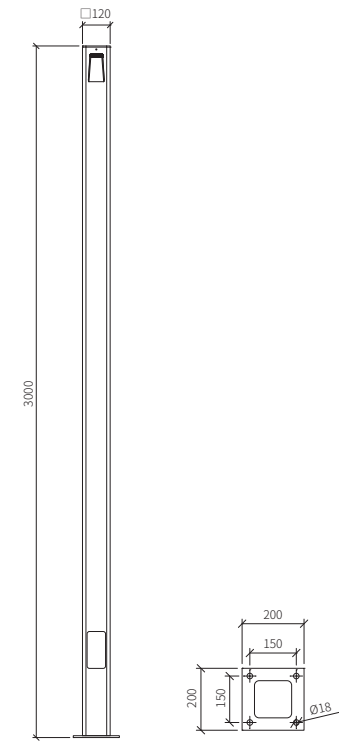
- Body: Made of aluminum with treatment of anti-corrosion and UV-proof powder coating.
- Diffuser: PC.
- Fastener: 304 stainless steel.

-  Sand Black
-  Dark Grey
-  Sand Silver
-  Gray Metal Sand Grain

Lamp	Power	Voltage	Color Temperature
LED	4x7W	90-260V 50/60Hz	<input checked="" type="checkbox"/> 3000K <input type="checkbox"/> 6000K



Dimensions













KLM-1047/KLM-1048

- Body: Made of aluminum with treatment of anti-corrosion and UV-proof powder coating.
- Diffuser: Clear glass.
- Fastener: 304 stainless steel.

-  Sand Black
-  Dark Grey
-  Sand Silver
-  Gray Metal Sand Grain

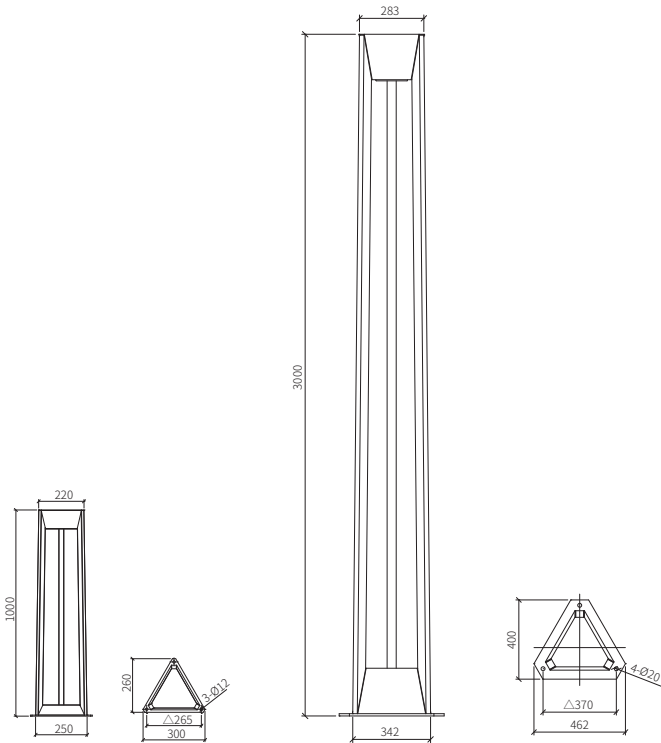
Model NO.	Lamp	Power	Voltage	Color Temperature
KLM-1047	LED	15W	90-260V 50/60Hz	 3000K  6000K
KLM-1048	LED	40W		



Dimensions



KLM-1047







KLM-1048





KLM-1049

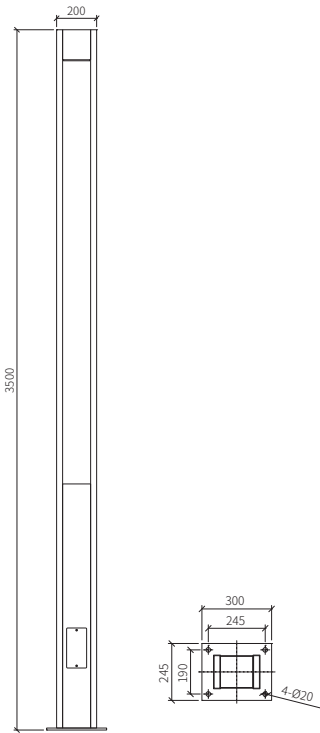
- Body: Made of aluminum with treatment of anti-corrosion and UV-proof powder coating.
- Diffuser: Glass.
- Fastener: 304 stainless steel.

-  Sand Black
-  Dark Grey
-  Sand Silver
-  Gray Metal Sand Grain

Lamp	Power	Voltage	Color Temperature
LED	40W	90-260V 50/60Hz	 3000K  6000K



Dimensions











KLM-1050

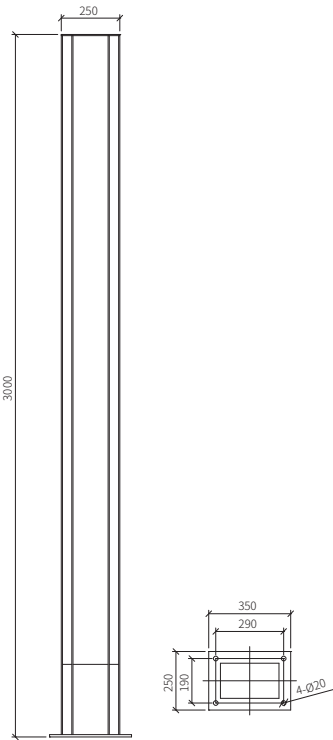
- Body: Made of aluminum with treatment of anti-corrosion and UV-proof powder coating.
- Diffuser: PMMA.
- Fastener: 304 stainless steel.

-  Sand Black
-  Dark Grey
-  Sand Silver
-  Gray Metal Sand Grain

Lamp	Power	Voltage	Color Temperature
LED	2x30W	90-260V 50/60Hz	 3000K  6000K



Dimensions





Garden Light Series

KLM-1051

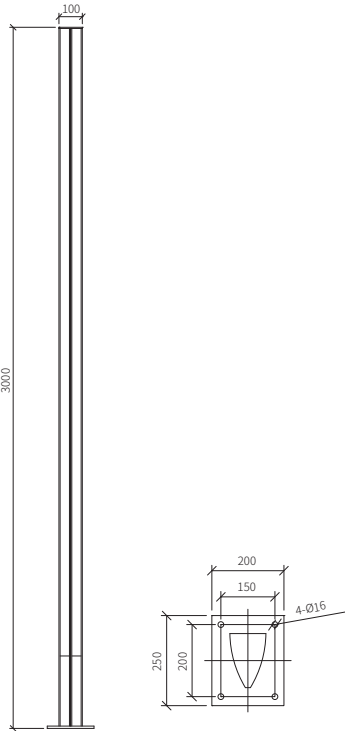
- Body: Made of aluminum with treatment of anti-corrosion and UV-proof powder coating.
- Diffuser: PMMA.
- Fastener: 304 stainless steel.

- Sand Black
- Dark Grey
- Sand Silver
- Gray Metal Sand Grain

Lamp	Power	Voltage	Color Temperature	
LED	2x30W	90-260V 50/60Hz	<div></div> 3000K	<div></div> 6000K



Dimensions



KLM-1052

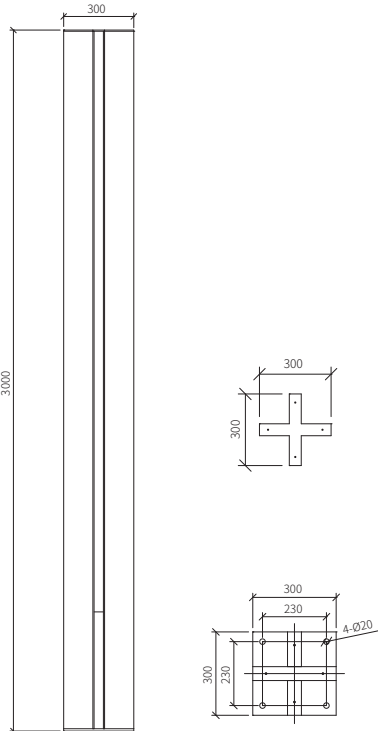
- Body: Made of aluminum with treatment of anti-corrosion and UV-proof powder coating.
- Diffuser: PMMA.
- Fastener: 304 stainless steel.

- Sand Black
- Dark Grey
- Sand Silver
- Gray Metal Sand Grain

Lamp	Power	Voltage	Color Temperature	
LED	4x30W	90-260V 50/60Hz	<div></div> 3000K	<div></div> 6000K



Dimensions











KLM-1053



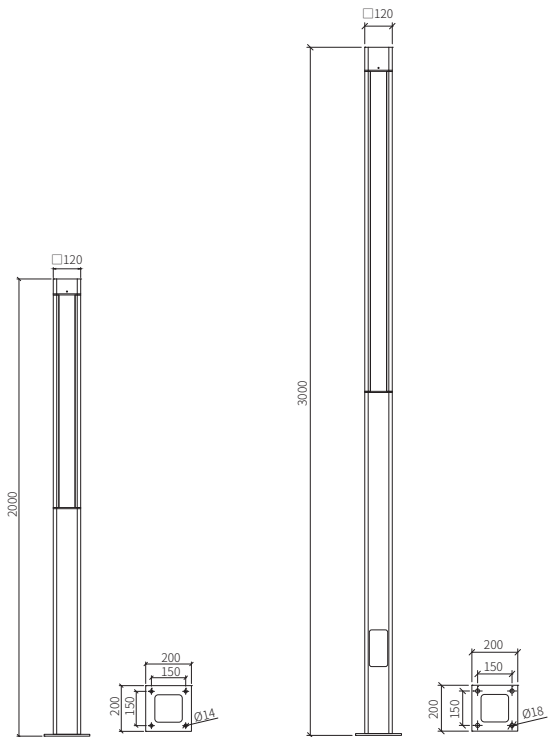
KLM-1053/KLM-1054

- Body: Made of aluminum with treatment of anti-corrosion and UV-proof powder coating.
- Diffuser: Glass
- Fastener: 304 stainless steel.

-  Sand Black
-  Dark Grey
-  Sand Silver
-  Gray Metal Sand Grain

Model NO.	Lamp	Power	Voltage	Color Temperature
KLM-1053	LED	20W	90-260V 50/60Hz	<div><div></div> 3000K <div></div> 6000K</div>
KLM-		20W		
1054	LED			
<div><div></div><div></div><div></div><div></div><div></div></div>				

Dimensions







KLM-1054







KLM-1055/KLM-1056

- Body: Made of aluminum with treatment of anti-corrosion and UV-proof powder coating.
- Diffuser: Glass
- Fastener: 304 stainless steel.

-  Sand Black
-  Dark Grey
-  Sand Silver
-  Gray Metal Sand Grain

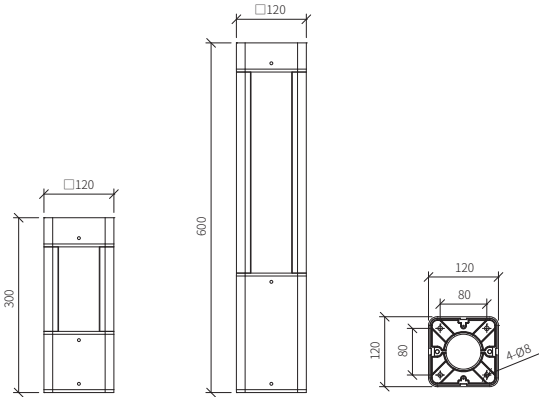
Model NO.	Lamp	Power	Voltage	Color Temperature
KLM-1055	LED	10W	90-260V 50/60Hz	 3000K  6000K
KLM-1056	LED	10W		



KLM-1056

KLM-1055

Dimensions








KLM-1057





KLM-1058

KLM-1057/KLM-1058/KLM-1059

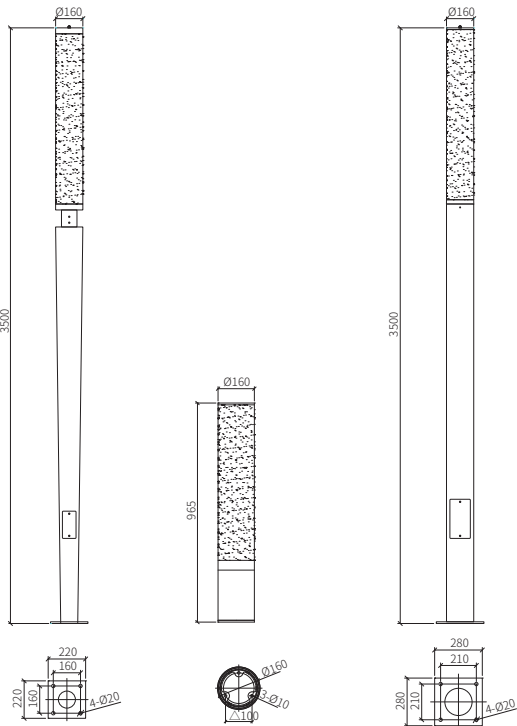
- Body: Made of aluminum with treatment of anti-corrosion and UV-proof powder coating.
- Diffuser: Opal PMMA.
- Fastener: 304 stainless steel.

-  Sand Black
-  Dark Grey
-  Sand Silver
-  Gray Metal Sand Grain

Model NO.	Lamp	Power	Voltage	Color Temperature
KLM-1057	LED	28W	90-260V 50/60Hz	 3000K  6000K
KLM-1058	LED	28W		
KLM-1059	LED	28W		



Dimensions






KLM-1059





KLM-1060

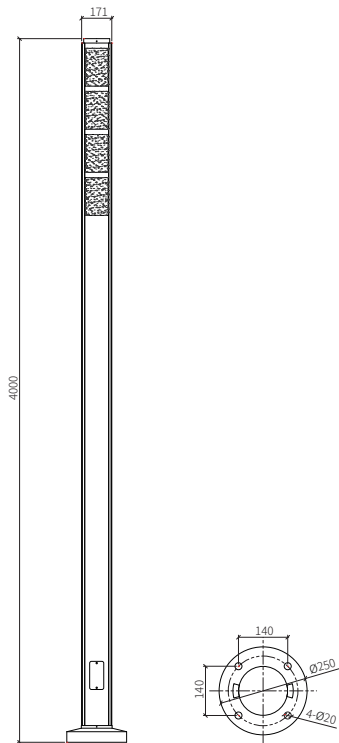
- Body: Made of aluminum with treatment of anti-corrosion and UV-proof powder coating.
- Diffuser: Opal PMMA.
- Fastener: 304 stainless steel.

-  Sand Black
-  Dark Grey
-  Sand Silver
-  Gray Metal Sand Grain

Lamp	Power	Voltage	Color Temperature
LED	25W	90-260V 50/60Hz	 3000K  6000K



Dimensions













KLM-1061

KLM-1061/KLM-1062

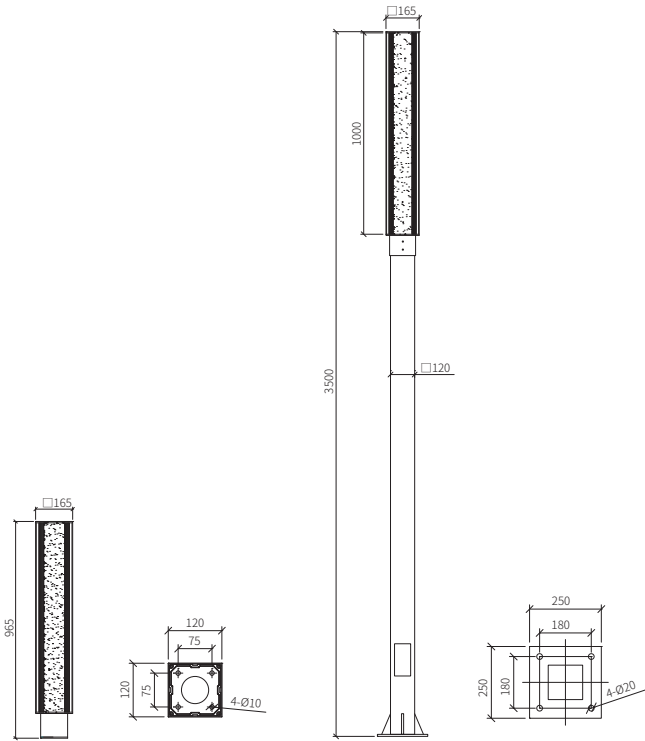
- Body: Made of aluminum with treatment of anti-corrosion and UV-proof powder coating.
- Diffuser: Opal PMMA.
- Fastener: 304 stainless steel.

-  Sand Black
-  Dark Grey
-  Sand Silver
-  Gray Metal Sand Grain

Model NO.	Lamp	Power	Voltage	Color Temperature
KLM-1061	LED	20W	90-260V 50/60Hz	 3000K  6000K
KLM-1062	LED	24W		



Dimensions



KLM-1062











KLM-1063

## KLM-1063/KLM-1064


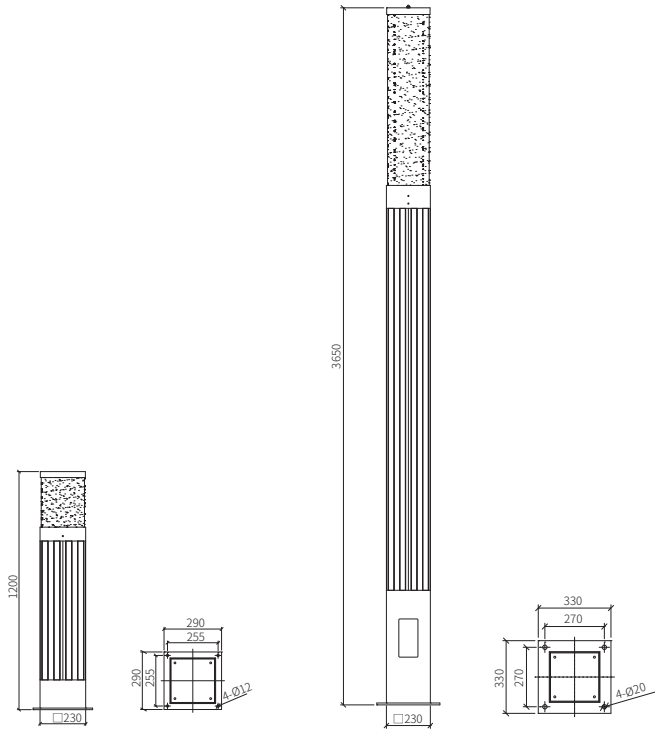
- Body: Made of aluminum with treatment of anti-corrosion and UV-proof powder coating.
- Diffuser: PMMA.
- Fastener: 304 stainless steel.

-  Sand Black
-  Dark Grey
-  Sand Silver
-  Gray Metal Sand Grain

Model NO.	Lamp	Power	Voltage	Color Temperature
KLM-1063	LED	30W	90-260V 50/60Hz	 3000K  6000K
KLM-1064	LED	36W		



### Dimensions







KLM-1064





KLM-1065

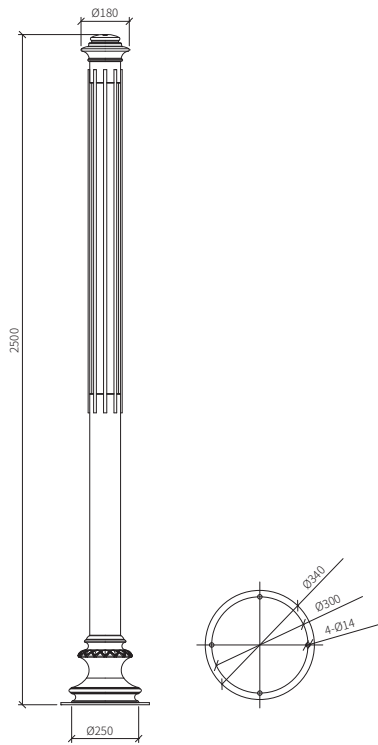
- Body: Made of aluminum with treatment of anti-corrosion and UV-proof powder coating.
- Diffuser: Opal PMMA.
- Fastener: 304 stainless steel.

-  Sand Black
-  Dark Grey
-  Sand Silver
-  Gray Metal Sand Grain

Lamp	Power	Voltage	Color Temperature
LED	24W	90-260V 50/60Hz	 3000K  6000K



Dimensions











KLM-1066

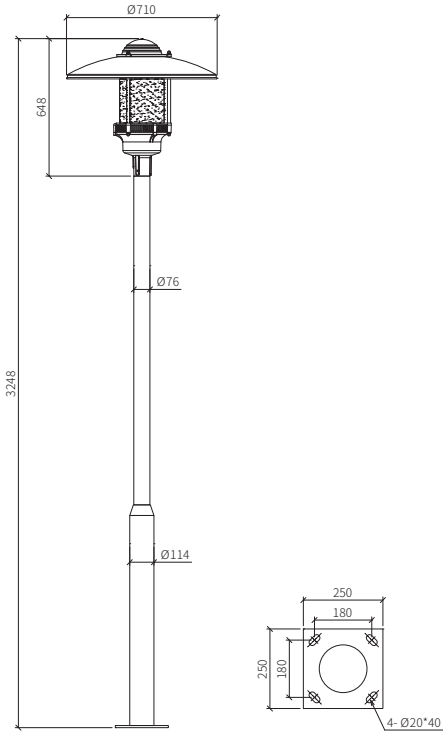
- Body: Made of aluminum and iron with treatment of anti-corrosion and UV-proof powder coating.
- Diffuser: PMMA.
- Fastener: 304 stainless steel.

-  Sand Black
-  Dark Grey
-  Sand Silver
-  Gray Metal Sand Grain

Lamp	Power	Voltage	Color Temperature
LED	35W	90-260V 50/60Hz	 3000K  6000K



Dimensions







KLM-1067

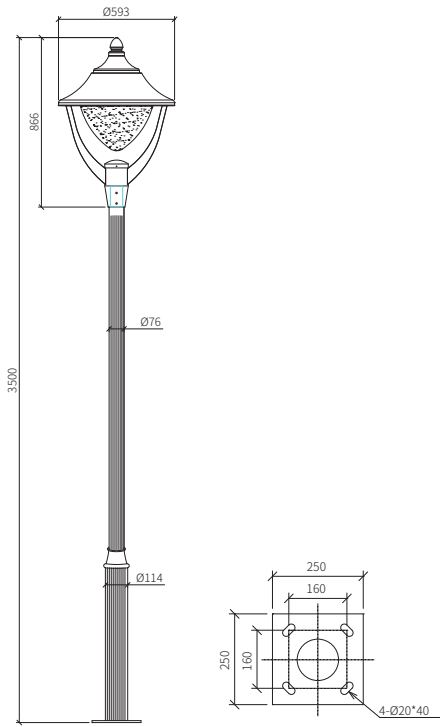
- Body: Made of aluminum with treatment of anti-corrosion and UV-proof powder coating.
- Diffuser: Opal polycarbonate.
- Fastener: 304 stainless steel.

-  Sand Black
-  Dark Grey
-  Sand Silver
-  Gray Metal Sand Grain

Lamp	Power	Voltage	Color Temperature
LED	50W	90-260V 50/60Hz	 3000K  6000K



Dimensions










KLM-1068

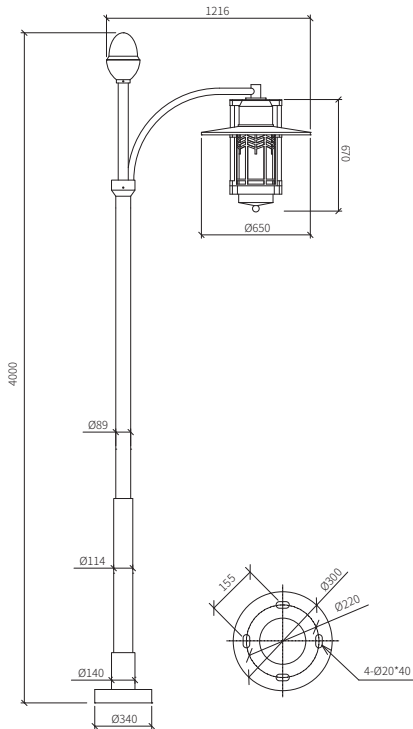
- Body: Made of aluminum and iron with treatment of anti-corrosion and UV-proof powder coating.
- Diffuser: Clear PMMA.
- Fastener: 304 stainless steel.

-  Sand Black
-  Dark Grey
-  Sand Silver
-  Gray Metal Sand Grain


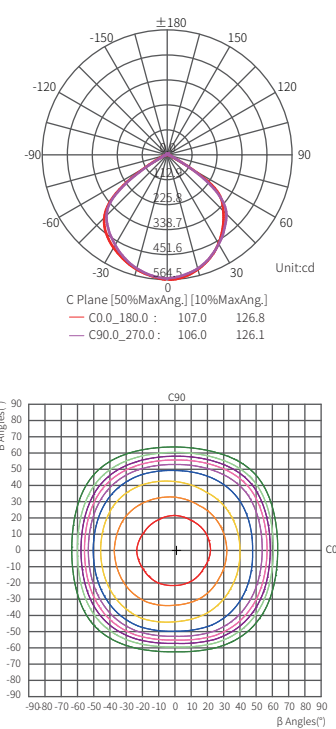
Lamp	Power	Voltage	Color Temperature
LED	20W+5W	90-260V 50/60Hz	 3000K  6000K



Dimensions



Photometric Data










KLM-1069

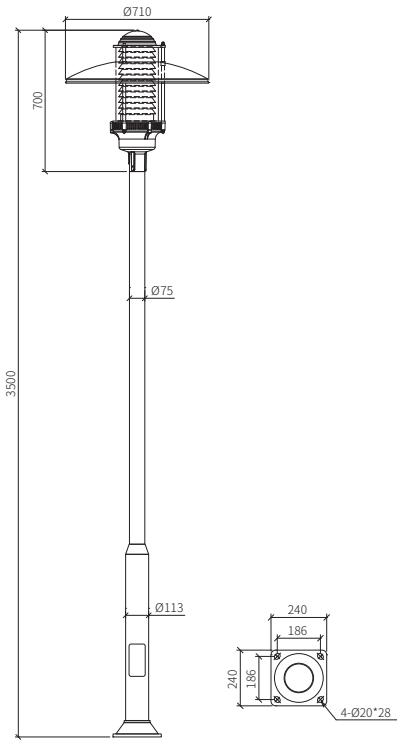
- Body: Made of aluminum with treatment of anti-corrosion and UV-proof powder coating.
- Diffuser: PMMA.
- Fastener: 304 stainless steel.

-  Sand Black
-  Dark Grey
-  Sand Silver
-  Gray Metal Sand Grain

Lamp	Power	Voltage	Color Temperature
LED	30W	90-260V 50/60Hz	<input checked="" type="checkbox"/> 3000K <input type="checkbox"/> 6000K



Dimensions










KLM-1070

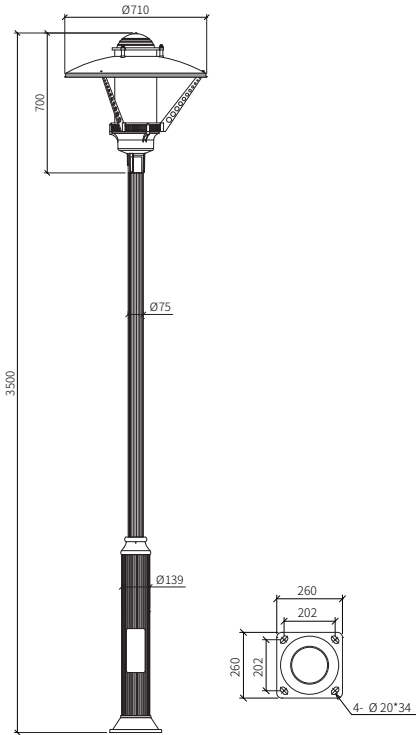
- Body: Made of aluminum with treatment of anti-corrosion and UV-proof powder coating.
- Diffuser: PMMA.
- Fastener: 304 stainless steel.

-  Sand Black
-  Dark Grey
-  Sand Silver
-  Gray Metal Sand Grain

Lamp	Power	Voltage	Color Temperature
LED	30W	90-260V 50/60Hz	<input checked="" type="checkbox"/> 3000K <input type="checkbox"/> 6000K



Dimensions











KLM-1071

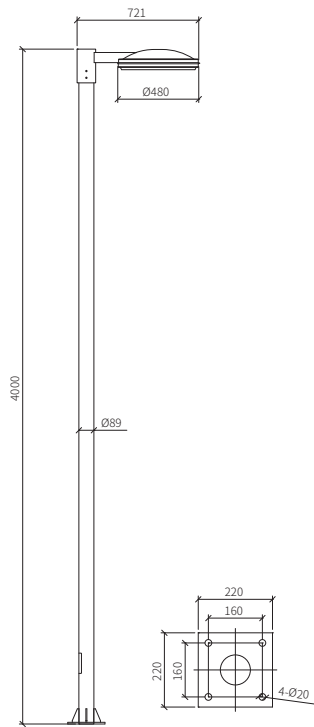
- Body: Made of aluminum and iron with treatment of anti-corrosion and UV-proof powder coating.
- Diffuser: Clear polycarbonate.
- Fastener: 304 stainless steel.

-  Sand Black
-  Dark Grey
-  Sand Silver
-  Gray Metal Sand Grain

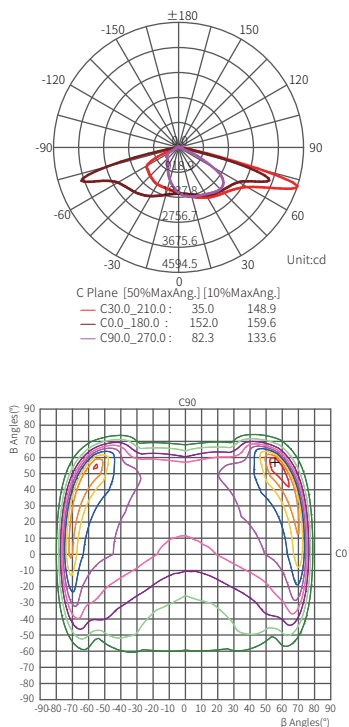
Lamp	Power	Voltage	Color Temperature
LED	80W	90-260V 50/60Hz	 3000K  6000K



Dimensions



Photometric Data













KLM-1072

KLM-1072/KLM-1073

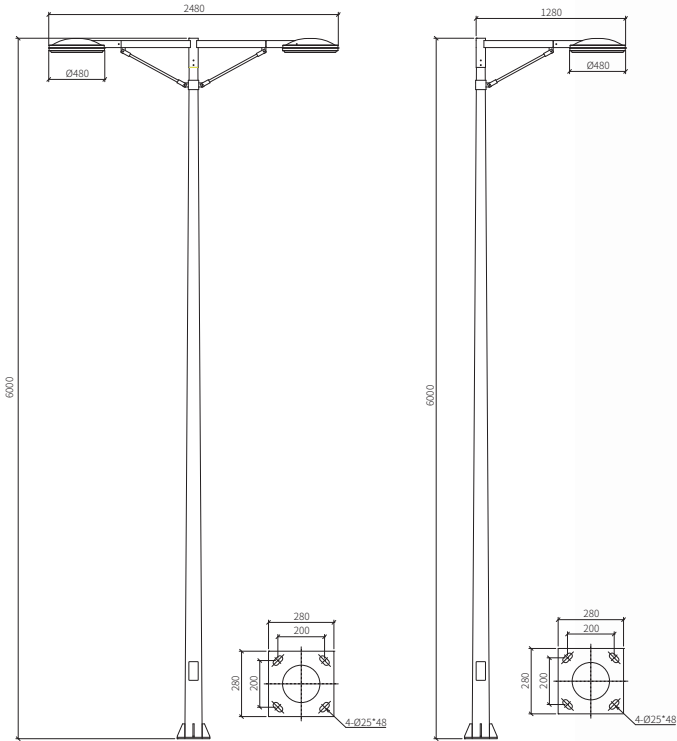
- Body: Made of aluminum and iron with treatment of anti-corrosion and UV-proof powder coating.
- Diffuser: Clear polycarbonate.
- Fastener: 304 stainless steel.

-  Sand Black
-  Dark Grey
-  Sand Silver
-  Gray Metal Sand Grain

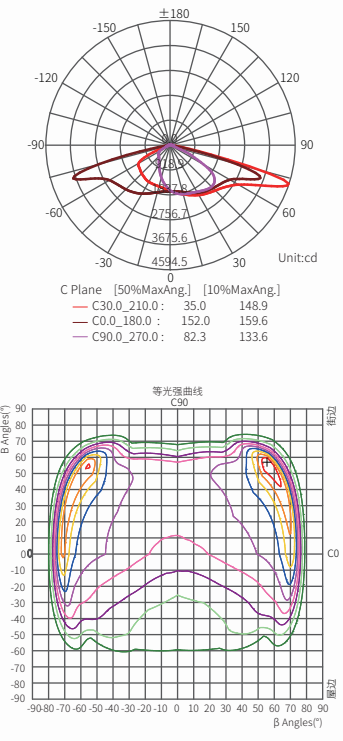
Model NO.	Lamp	Power	Voltage	Color Temperature
KLM-1072	LED	2x80W	90-260V 50/60Hz	 3000K  6000K
KLM-1073	LED	80W		



Dimensions



Photometric Data



KLM-1073










KLM-1074

KLM-1074/KLM-1075

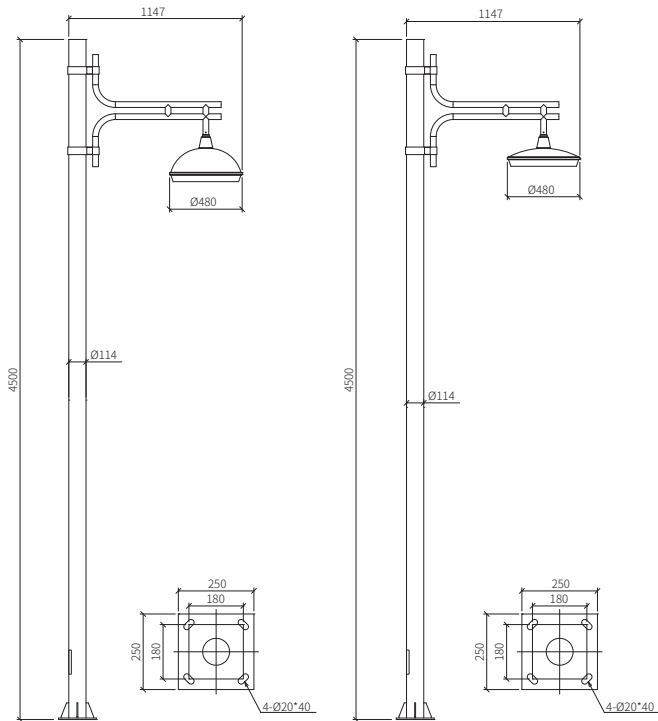
- Body: Made of aluminum and iron with treatment of anti-corrosion and UV-proof powder coating.
- Diffuser: Clear polycarbonate.
- Fastener: 304 stainless steel.

-  Sand Black
-  Dark Grey
-  Sand Silver
-  Gray Metal Sand Grain

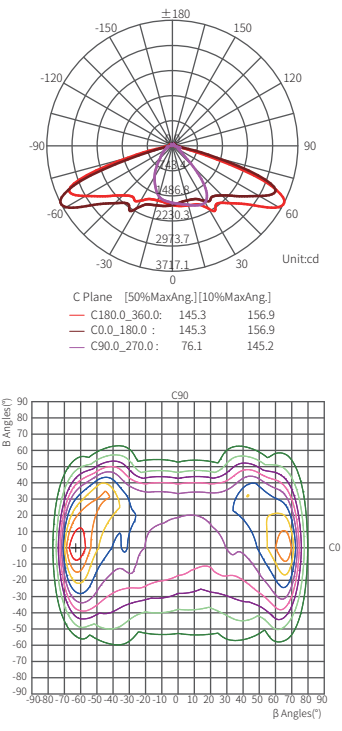
Model NO.	Lamp	Power	Voltage	Color Temperature
KLM-1074	LED	50W	90-260V 50/60Hz	 3000K  6000K
KLM-1075	LED	50W		



Dimensions



Photometric Data



KLM-1075







KLM-1076

KLM-1076/KLM-1077

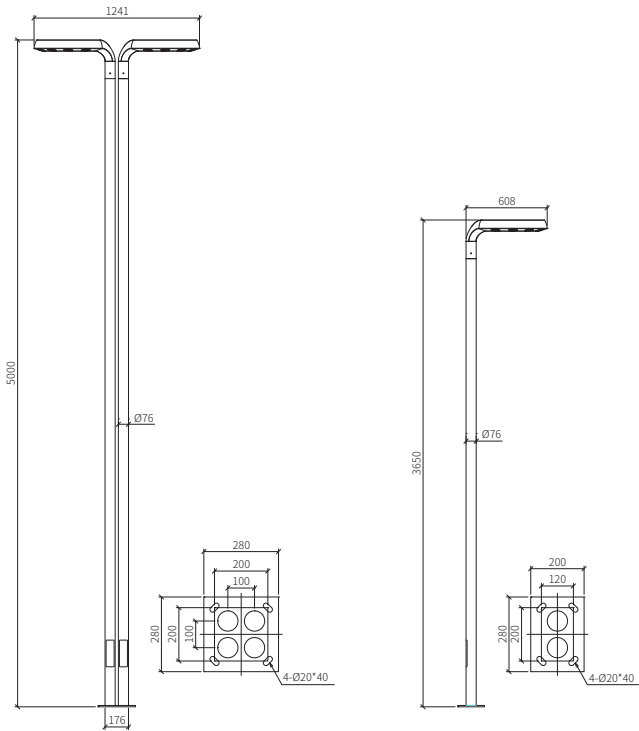
- Body: Made of aluminum and iron with treatment of anti-corrosion and UV-proof powder coating.
- Diffuser: Clear glass.
- Fastener: 304 stainless steel.

-  Sand Black
-  Dark Grey
-  Sand Silver
-  Gray Metal Sand Grain

Model NO.	Lamp	Power	Voltage	Color Temperature
KLM-1076	LED	2x80W	90-260V 50/60Hz	 3000K  6000K
KLM-1077	LED	80W		



Dimensions



KLM-1077



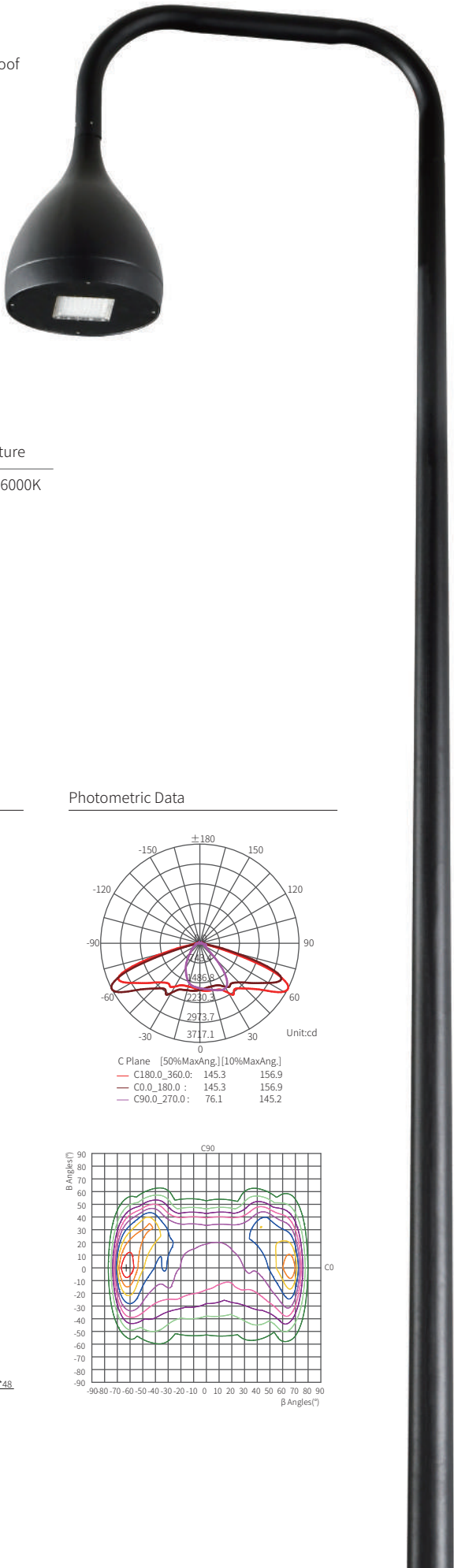


KLM-1078

KLM-1078/KLM-1079

- Body: Made of aluminum and iron with treatment of anti-corrosion and UV-proof powder coating.
- Diffuser: Clear polycarbonate.
- Fastener: 304 stainless steel.

-  Sand Black
-  Dark Grey
-  Sand Silver
-  Gray Metal Sand Grain

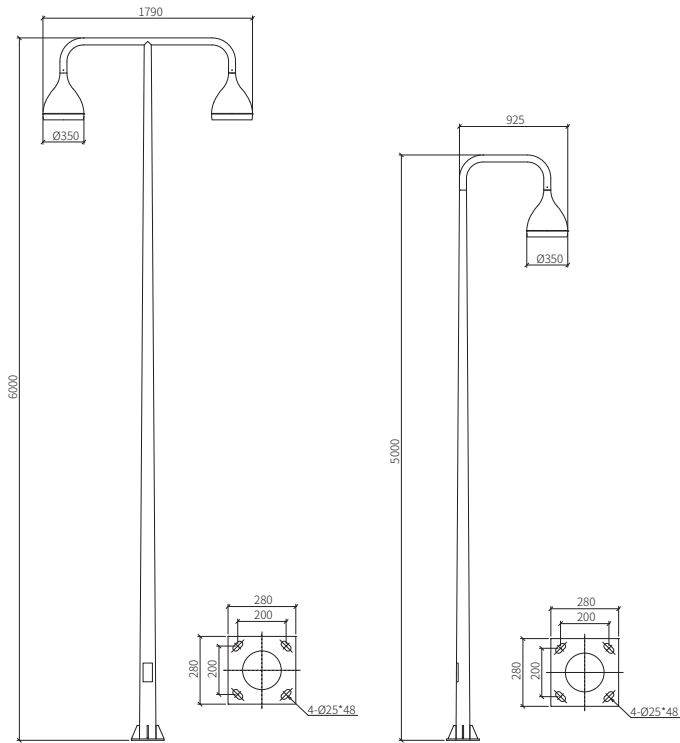


KLM-1079

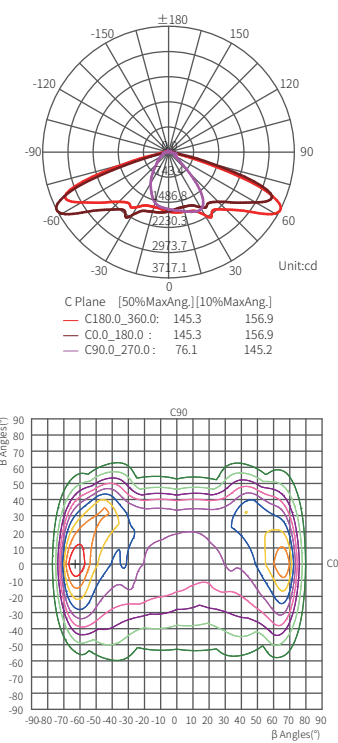
Model NO.	Lamp	Power	Voltage	Color Temperature
KLM-1078	LED	2x50W	90-260V 50/60Hz	<input checked="" type="checkbox"/> 3000K <input type="checkbox"/> 6000K
KLM-1079	LED	50W		



Dimensions



Photometric Data







KLM-1080

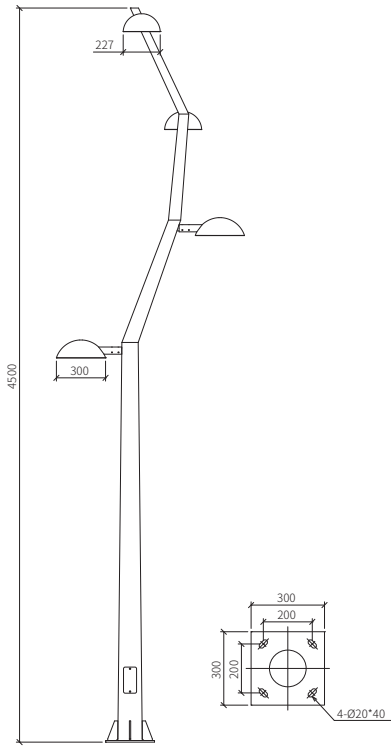
- Body: Made of aluminum and stainless steel with treatment of anti-corrosion and UV-proof powder coating.
- Diffuser: Clear polycarbonate.
- Fastener: 304 stainless steel.

- Sand Black
- Dark Grey
- Sand Silver
- Gray Metal Sand Grain

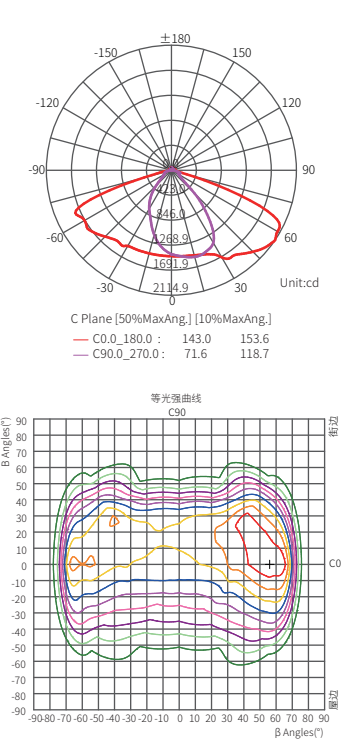
Lamp	Power	Voltage	Color Temperature
LED	4x20W	90-260V 50/60Hz	<span style="background-color: #f0f0f0; border: 1px solid black; padding: 0 2px;"> </span> 3000K <span style="background-color: #e0e0e0; border: 1px solid black; padding: 0 2px;"> </span> 6000K



Dimensions



Photometric Data












KLM-1081

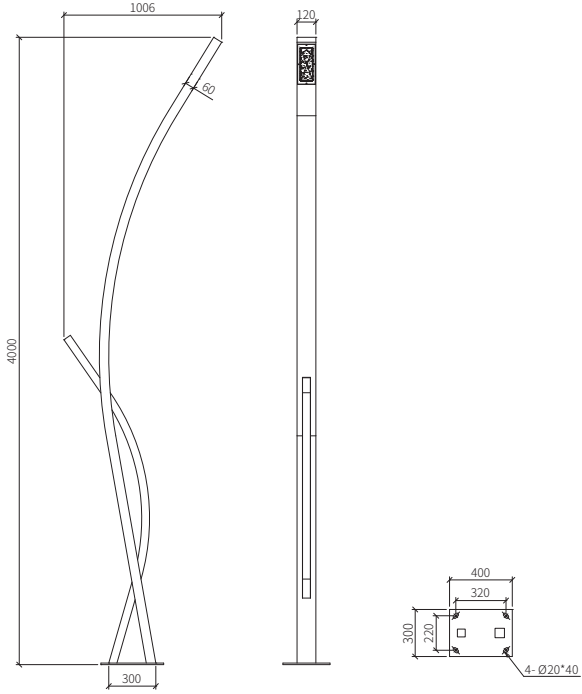
- Body: Made of stainless steel with treatment of anti-corrosion and UV-proof powder coating.
- Diffuser: PMMA.
- Fastener: 304 stainless steel.

-  Sand Black
-  Dark Grey
-  Sand Silver
-  Gray Metal Sand Grain

Lamp	Power	Voltage	Color Temperature
LED	80W	90-260V 50/60Hz	 3000K  6000K



Dimensions











KLM-1082

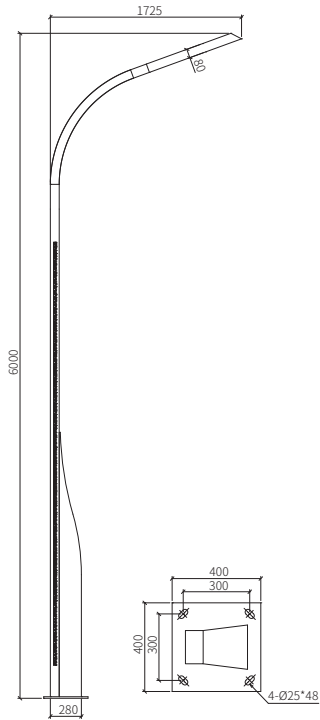
- Body: Made of stainless steel with treatment of anti-corrosion and UV-proof powder coating.
- Diffuser: PMMA.
- Fastener: 304 stainless steel.

-  Sand Black
-  Dark Grey
-  Sand Silver
-  Gray Metal Sand Grain

Lamp	Power	Voltage	Color Temperature
LED	85W	90-260V 50/60Hz	 3000K  6000K



Dimensions







KLM-1083


- Body: Made of aluminum and iron with treatment of anti-corrosion and UV-proof powder coating.
- Diffuser: Clear polycarbonate.
- Fastener: 304 stainless steel.

- Sand Black
- Dark Grey
- Sand Silver
- Gray Metal Sand Grain

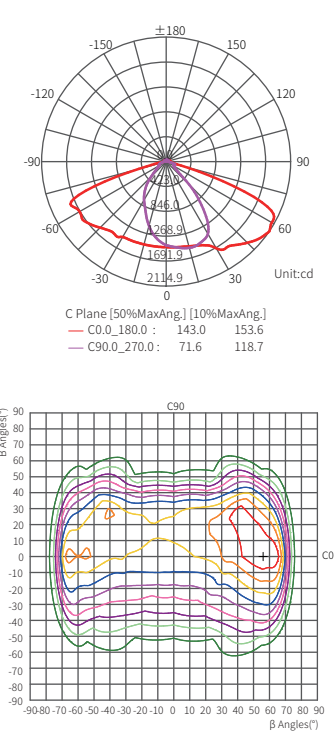
Lamp	Power	Voltage	Color Temperature
LED	4x20W	90-260V 50/60Hz	3000K  6000K



Dimensions



Photometric Data







KLM-1084



KLM-1085



KLM-1086



KLM-1087

KLM-1084/KLM-1085/KLM-1086/KLM-1087

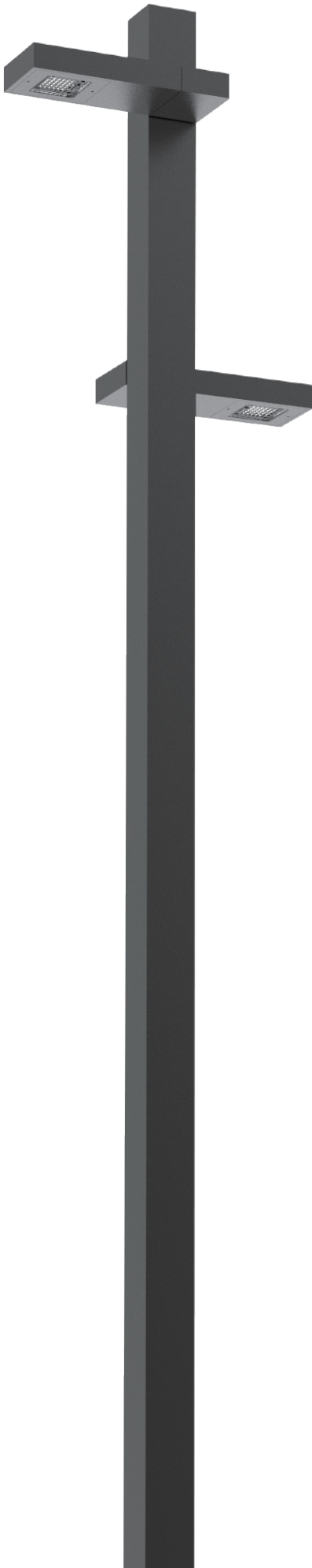
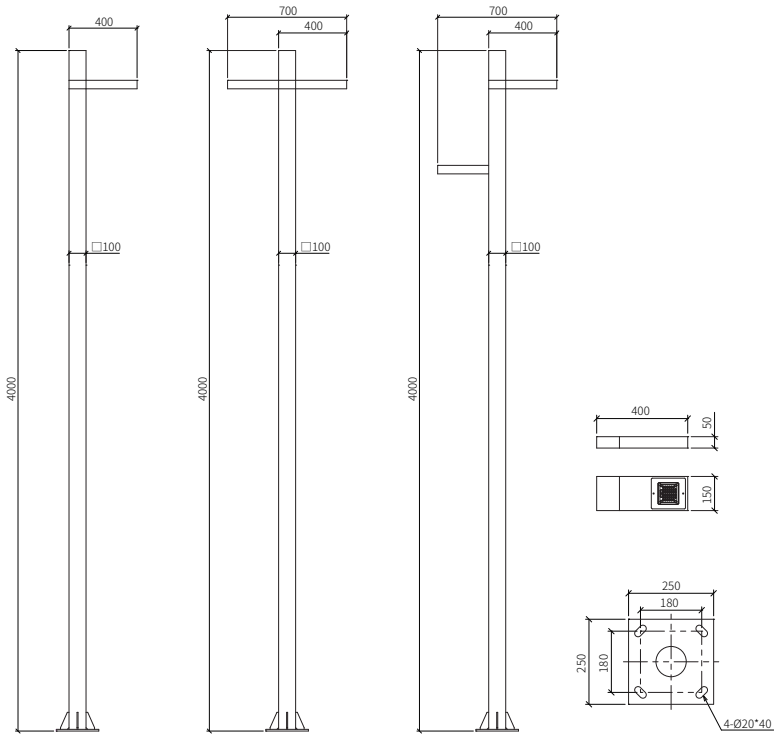
- Body: Made of stainless steel and iron with treatment of anti-corrosion and UV-proof powder coating.
- Diffuser: Clear polycarbonate.
- Fastener: 304 stainless steel.

- Sand Black
- Dark Grey
- Sand Silver
- Gray Metal Sand Grain

Model NO.	Lamp	Power	Voltage	Color Temperature
KLM-1084	LED	50W	90-260V 50/60Hz	<input checked="" type="checkbox"/> 3000K <input type="checkbox"/> 6000K
KLM-1085	LED	2x50W		
KLM-1086	LED	2x50W		
KLM-1087	LED	2x50W		



Dimensions





Garden Light Series

KLM-1088

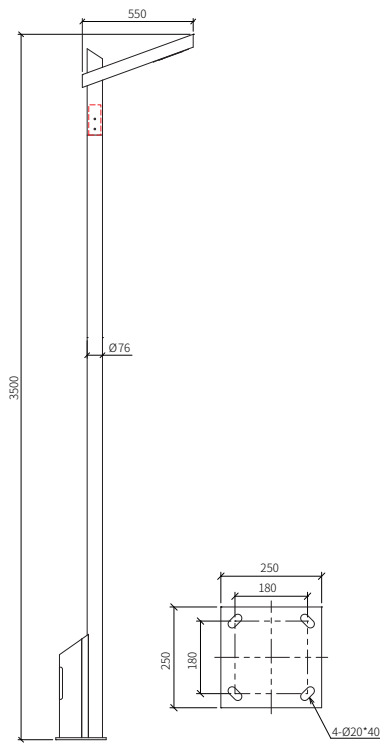
- Body: Made of stainless steel and iron with treatment of anti-corrosion and UV-proof powder coating.
- Diffuser: Clear polycarbonate.
- Fastener: 304 stainless steel.

- Sand Black
- Dark Grey
- Sand Silver
- Gray Metal Sand Grain

Lamp	Power	Voltage	Color Temperature
LED	50W	90-260V 50/60Hz	<div></div> 3000K <div></div> 6000K



Dimensions



KLM-1089

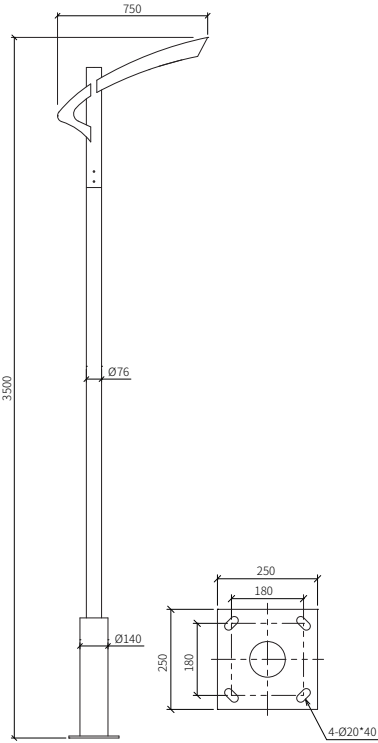
- Body: Made of stainless steel and iron with treatment of anti-corrosion and UV-proof powder coating.
- Diffuser: Clear polycarbonate.
- Fastener: 304 stainless steel.

- Sand Black
- Dark Grey
- Sand Silver
- Gray Metal Sand Grain

Lamp	Power	Voltage	Color Temperature
LED	50W	90-260V 50/60Hz	<div></div> 3000K <div></div> 6000K



Dimensions











KLM-1090

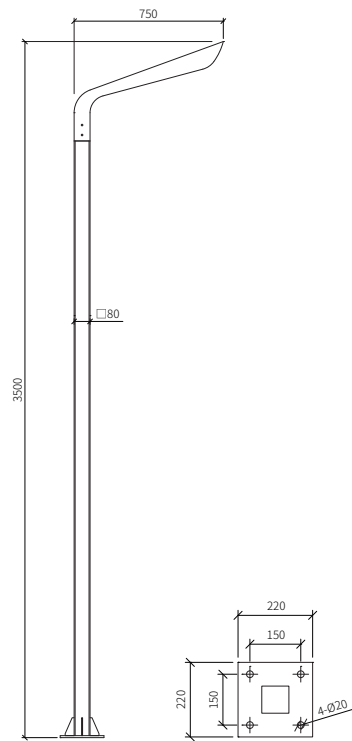
- Body: Made of stainless steel with treatment of anti-corrosion and UV-proof powder coating.
- Diffuser: Clear polycarbonate.
- Fastener: 304 stainless steel.

-  Sand Black
-  Dark Grey
-  Sand Silver
-  Gray Metal Sand Grain

Lamp	Power	Voltage	Color Temperature
LED	50W	90-260V 50/60Hz	 3000K  6000K



Dimensions





Garden Light Series

KLM-1091


- Body: Made of aluminum and iron with treatment of anti-corrosion and UV-proof powder coating.
- Diffuser: Clear polycarbonate.
- Fastener: 304 stainless steel.

- Sand Black
- Dark Grey
- Sand Silver
- Gray Metal Sand Grain

Lamp	Power	Voltage	Color Temperature	
LED	50-60W	90-260V 50/60Hz	<div></div> 3000K	<div></div> 6000K



Dimensions



KLM-1092


- Body: Made of aluminum and iron with treatment of anti-corrosion and UV-proof powder coating.
- Diffuser: Clear polycarbonate.
- Fastener: 304 stainless steel.

- Sand Black
- Dark Grey
- Sand Silver
- Gray Metal Sand Grain

Lamp	Power	Voltage	Color Temperature	
LED	2x50W	90-260V 50/60Hz	<div></div> 3000K	<div></div> 6000K



Dimensions











KLM-1093

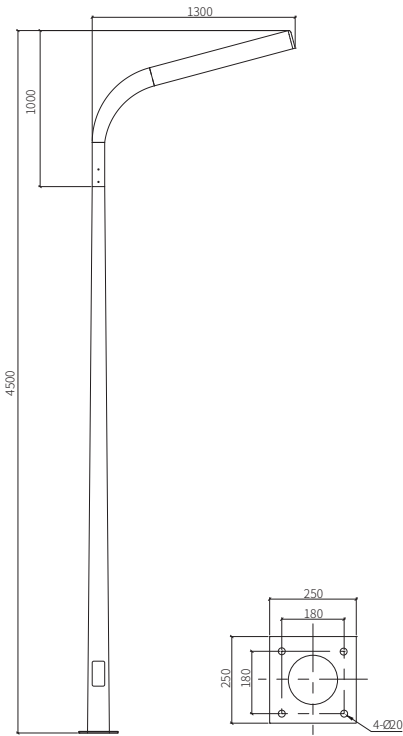
- Body: Made of aluminum with treatment of anti-corrosion and UV-proof powder coating.
- Diffuser: Clear polycarbonate.
- Fastener: 304 stainless steel.

-  Sand Black
-  Dark Grey
-  Sand Silver
-  Gray Metal Sand Grain

Lamp	Power	Voltage	Color Temperature
LED	2x30W	90-260V 50/60Hz	 3000K  6000K



Dimensions















KLM-1094

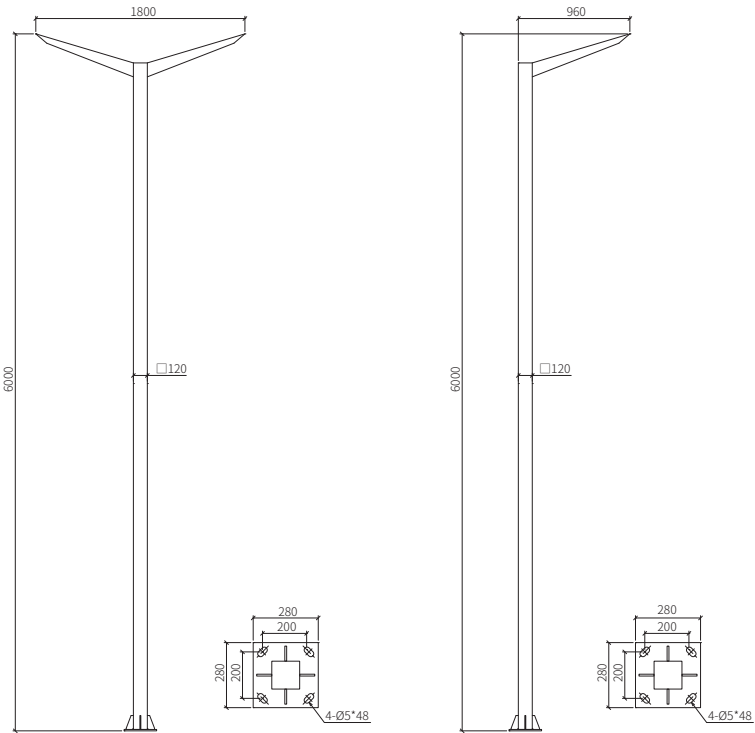
KLM-1094/KLM-1095

- Body: Made of stainless steel with treatment of anti-corrosion and UV-proof powder coating.
- Diffuser: Clear polycarbonate.
- Fastener: 304 stainless steel.

-  Sand Black
-  Dark Grey
-  Sand Silver
-  Gray Metal Sand Grain

Model NO.	Lamp	Power	Voltage	Color Temperature
KLM-1094	LED	2x80W	90-260V 50/60Hz	<div><div></div> 3000K</div> <div><div></div> 6000K</div>
KLM-1095	LED	80W		
<div><div></div><div></div><div></div><div></div><div></div></div>				

Dimensions







KLM-1095





KLM-1096

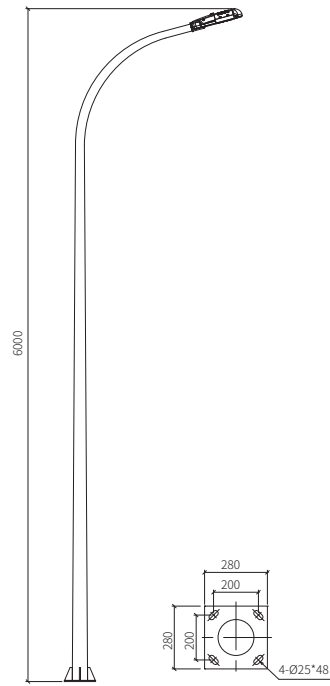
- Body: Made of aluminum and iron with treatment of anti-corrosion and UV-proof powder coating.
- Diffuser: Clear polycarbonate.
- Fastener: 304 stainless steel.

-  Sand Black
-  Dark Grey
-  Sand Silver
-  Gray Metal Sand Grain

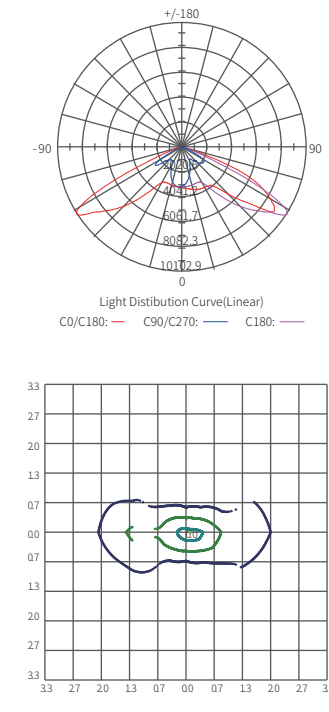
Lamp	Power	Voltage	Color Temperature
LED	100W	90-260V 50/60Hz	 3000K  6000K



Dimensions



Photometric Data





Garden Light Series

KLM-1097

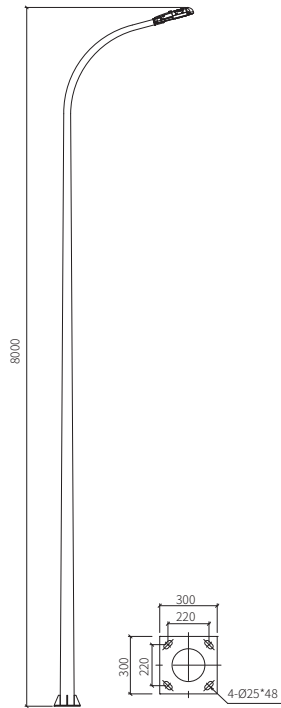
- Body: Made of aluminum and iron with treatment of anti-corrosion and UV-proof powder coating.
- Diffuser: Clear polycarbonate.
- Fastener: 304 stainless steel.

- Sand Black
- Dark Grey
- Sand Silver
- Gray Metal Sand Grain

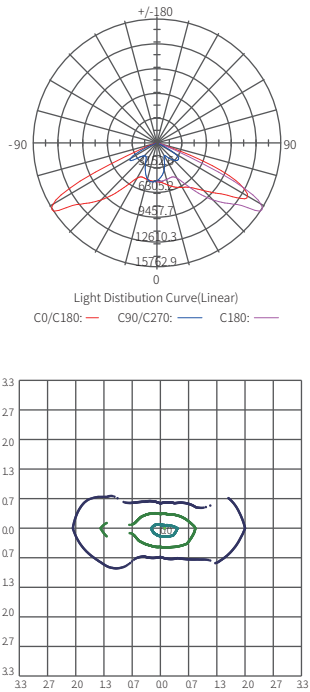
Lamp	Power	Voltage	Color Temperature
LED	150W	90-260V 50/60Hz	<div></div> 3000K <div></div> 6000K



Dimensions



Photometric Data



KLM-1098

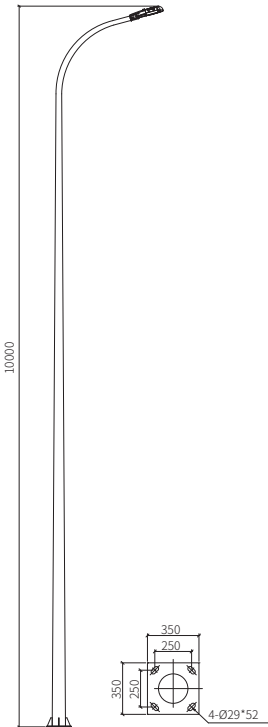
- Body: Made of aluminum and iron with treatment of anti-corrosion and UV-proof powder coating.
- Diffuser: Clear polycarbonate.
- Fastener: 304 stainless steel.

- Sand Black
- Dark Grey
- Sand Silver
- Gray Metal Sand Grain

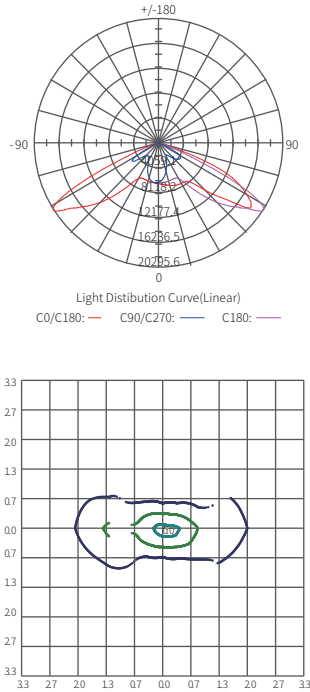
Lamp	Power	Voltage	Color Temperature
LED	200W	90-260V 50/60Hz	<div></div> 3000K <div></div> 6000K



Dimensions



Photometric Data







KLM-1099


- Body: Made of stainless steel with treatment of corrosion protection and UV-proof powder coating.
- Diffuser: PMMA.
- Fastener: 304 stainless steel.

- Sand Black
- Dark Grey
- Sand Silver
- Gray Metal Sand Grain

Lamp	Power	Voltage	Color Temperature
LED T5	96W	90-260V 50/60Hz	3000K 6000K



Dimensions













DHB-1100

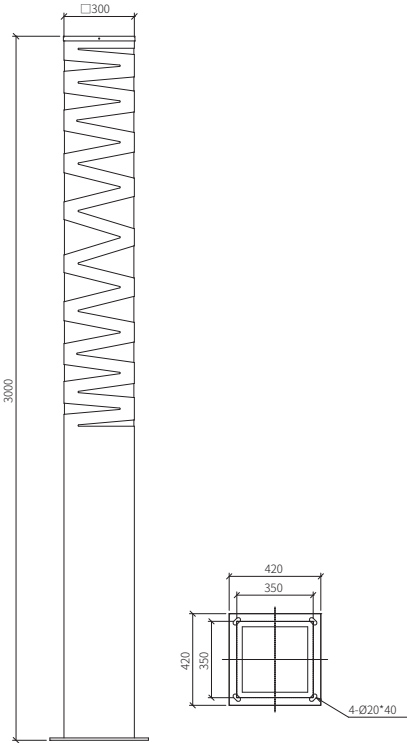
- Body: Made of stainless steel with treatment of corrosion protection and UV-proof powder coating.
- Diffuser: PMMA.
- Fastener: 304 stainless steel.

-  Sand Black
-  Dark Grey
-  Sand Silver
-  Gray Metal Sand Grain

Lamp	Power	Voltage	Color Temperature
LED T5	4x20W	90-260V 50/60Hz	 3000K  6000K



Dimensions







KLM-1101

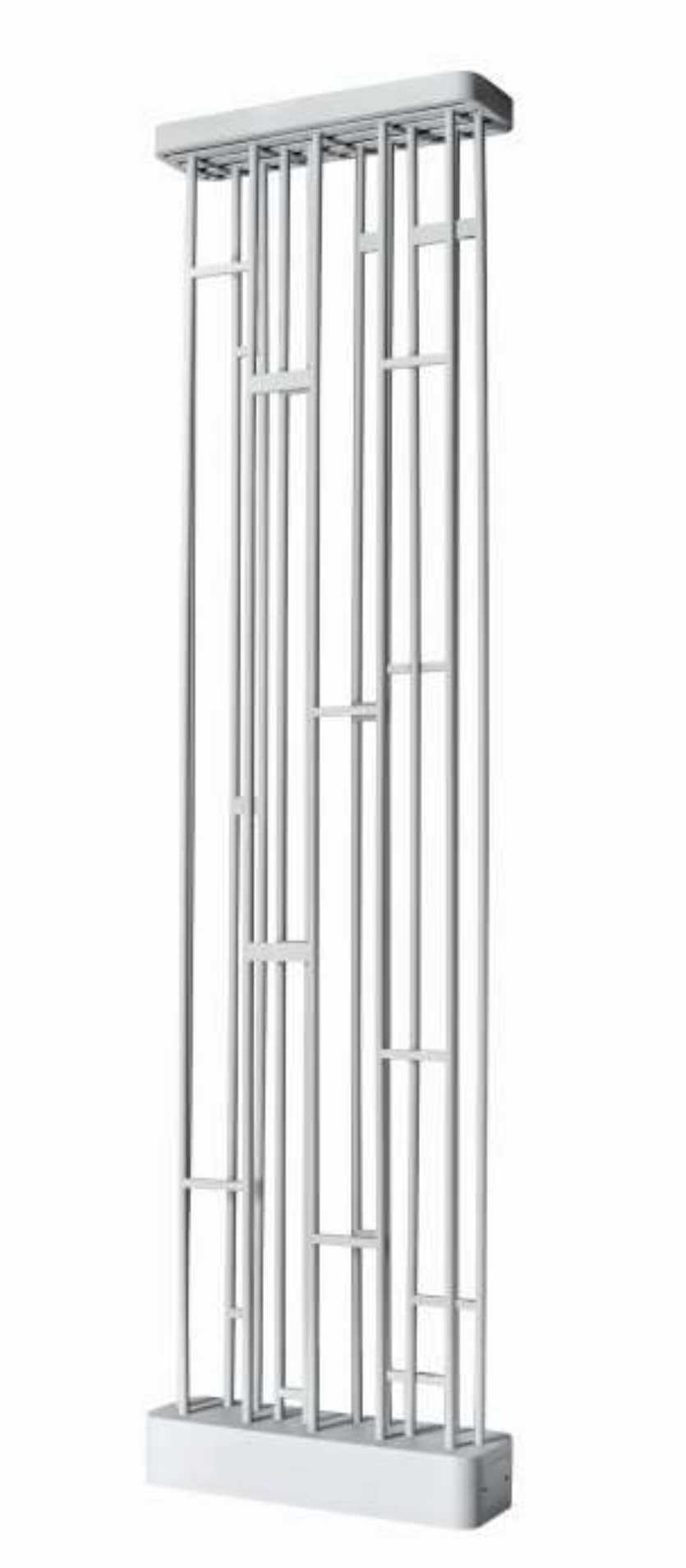
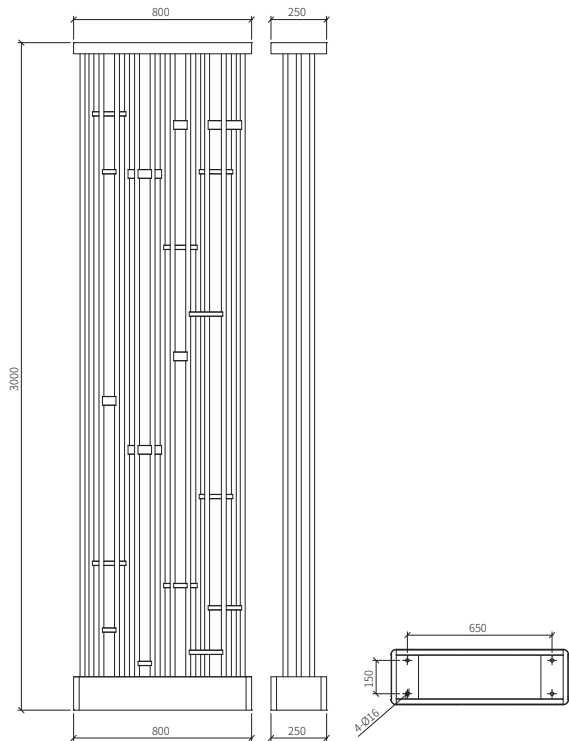
- Body: Made of stainless steel with treatment of corrosion protection and UV-proof powder coating.
- Diffuser: Clear polycarbonate.
- Fastener: 304 stainless steel.

- Sand Black
- Dark Grey
- Sand Silver
- Gray Metal Sand Grain

Lamp	Power	Voltage	Color Temperature
LED	192W	90-260V 50/60Hz	3000K 6000K



Dimensions





## LAWN LIGHT SERIES










KLM-1102/KLM-1103

- Body: Made of aluminum with treatment of corrosion protection and UV-proof powder coating.
- Diffuser: PC
- Gasketing: Made of termostable silica gel to improtection cass.
- Fastener: 304 stainless steel.

-  Sand Black
-  Dark Grey
-  Sand Silver
-  Gray Metal Sand Grain

Model NO.	Lamp	Power	Voltage	Color Temperature	
KLM-1102	LED	9W	90-260V 50/60Hz	 3000K	 6000K
KLM-1103	LED	9W			

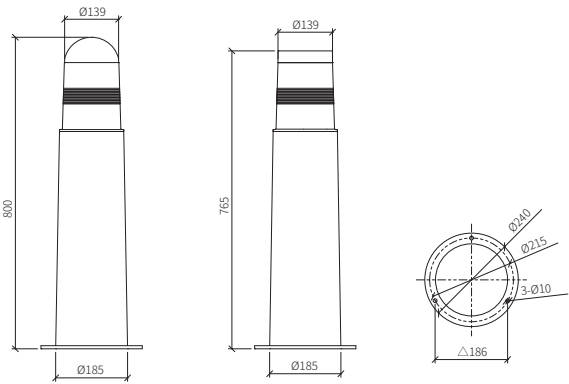


KLM-1102



KLM-1103

Dimensions







KLM-1104/KLM-1105

- Body: Made of stainless steel with treatment of corrosion protection and UV-proof powder coating.
- Diffuser: Clear glass
- Gasketing: Made of termostable silica gel to improtection cass.
- Fastener: 304 stainless steel.

- Sand Black
- Dark Grey
- Sand Silver
- Gray Metal Sand Grain

Model NO.	Lamp	Power	Voltage	Color Temperature
KLM-1104	LED	5W	90-260V 50/60Hz	<input checked="" type="checkbox"/> 3000K <input type="checkbox"/> 6000K
KLM-1105	LED	10W		

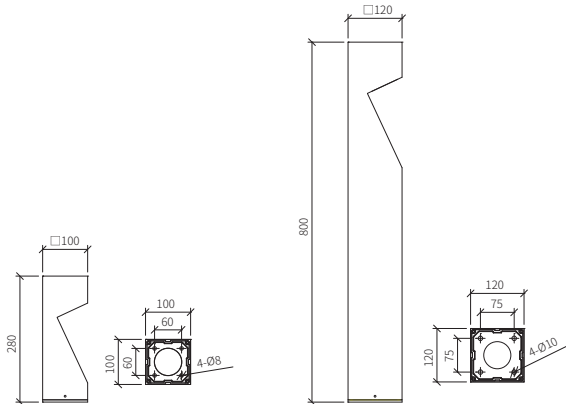


KLM-1104



KLM-1105

Dimensions





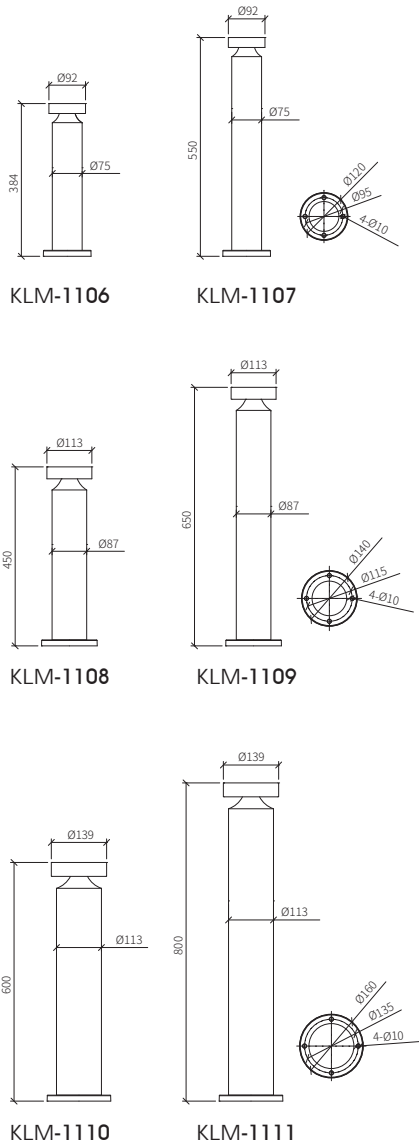


KLM-1106/KLM-1107/KLM-1108 KLM-1109/KLM-1110/ KLM -1111

- Body: Made of aluminum with treatment of corrosion protection and UV-proof powder coating.
- Diffuser: PC
- Gasketing: Made of termostable silica gel to improtection cass.
- Fastener: 304 stainless steel.

- Sand Black
- Dark Grey
- Sand Silver
- Gray Metal Sand Grain

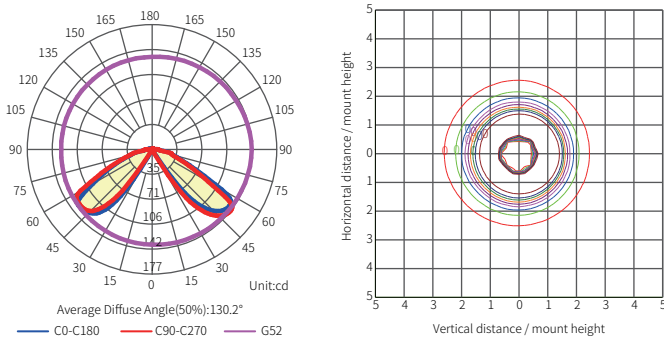
Dimensions



Model NO.	Lamp	Power	Voltage	Color Temperature
KLM-1106	LED	4W	90-260V 50/60Hz	3000K 6000K
KLM-1107	LED	4W		
KLM-1108	LED	9W		
KLM-1109	LED	9W		
KLM-1110	LED	9W		
KLM-1111	LED	9W		



Photometric Data







# KLM-1112/KLM-1113/KLM-1114

- Body: Made of aluminum with treatment of corrosion protection and UV-proof powder coating.
- Diffuser: PC
- Gasketing: Made of thermostable silica gel to improtection cass.
- Fastener: 304 stainless steel.

- Sand Black
- Dark Grey
- Sand Silver
- Gray Metal Sand Grain

Model NO.	Lamp	Power	Voltage	Color Temperature	
KLM-1112	LED	5W-15W	90-260V 50/60Hz	<input checked="" type="checkbox"/> 3000K	<input type="checkbox"/> 6000K
KLM-1113	LED	15W			
KLM-1114	LED	15W			



KLM-1112

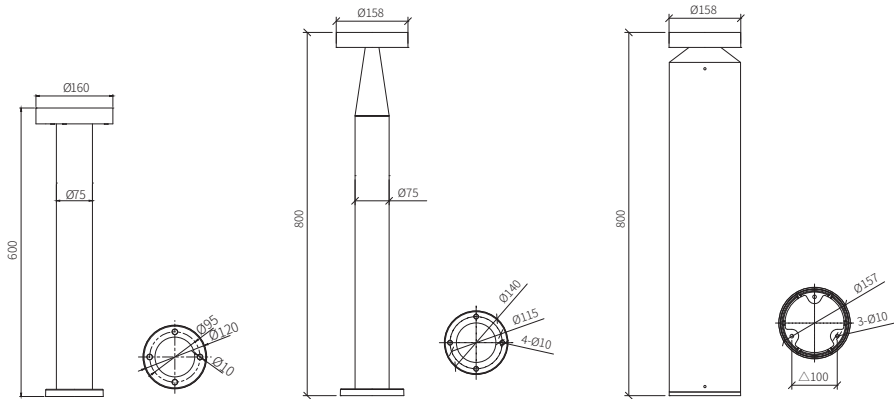


KLM-1113



KLM-1114

## Dimensions











KLM-1115

KLM-1115/KLM-1116/KLM-1117

- Body: Made of aluminum with treatment of corrosion protection and UV-proof powder coating.
- Diffuser: PC
- Gasketing: Made of termostable silica gel to improtection cass.
- Fastener: 304 stainless steel.

-  Sand Black
-  Dark Grey
-  Sand Silver
-  Gray Metal Sand Grain

Model NO.	Lamp	Power	Voltage	Color Temperature	
KLM-1115	LED	12W	90-260V 50/60Hz		
KLM-1116	LED	15W			
KLM-1117	LED	15W			

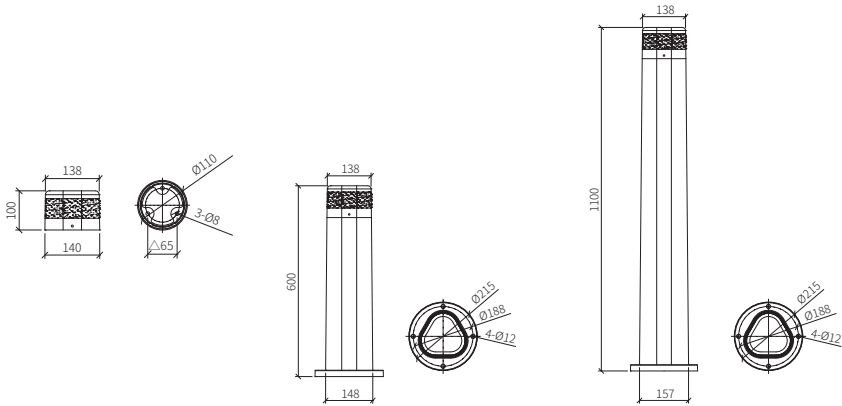


KLM-1116



KLM-1117

Dimensions













# KLM-1118/KLM-1119

- Body: Made of aluminum with treatment of corrosion protection and UV-proof powder coating.
- Diffuser: PC
- Gasketing: Made of thermostable silica gel to improtection cass.
- Fastener: 304 stainless steel.

-  Sand Black
-  Dark Grey
-  Sand Silver
-  Gray Metal Sand Grain

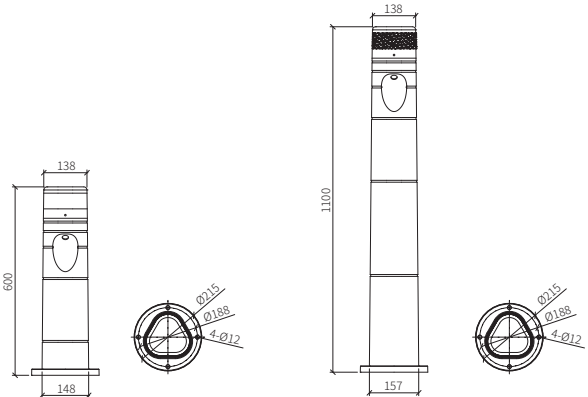
Model NO.	Lamp	Power	Voltage	Color Temperature	
KLM-1118	LED	15W+1W	90-260V 50/60Hz	 3000K	 6000K
KLM-1119	LED	15W+1W			



KLM-1118

KLM-1119

## Dimensions













KLM-1120/KLM-1121

- Body: Made of aluminum with treatment of corrosion protection and UV-proof powder coating.
- Diffuser: PMMA
- Gasketing: Made of thermostable silica gel to improtection cass.
- Fastener: 304 stainless steel.

-  Sand Black
-  Dark Grey
-  Sand Silver
-  Gray Metal Sand Grain

Model NO.	Lamp	Power	Voltage	Color Temperature	
KLM-1120	LED	15W	90-260V 50/60Hz		
KLM-1121	LED	15W			

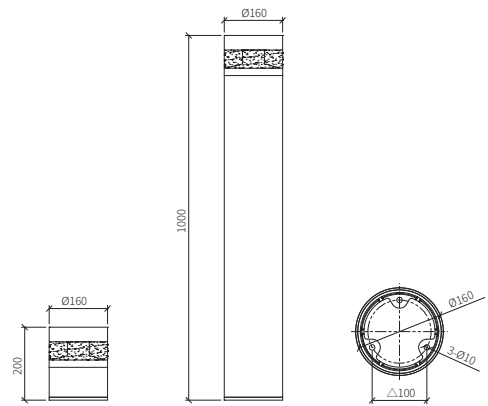


KLM-1120

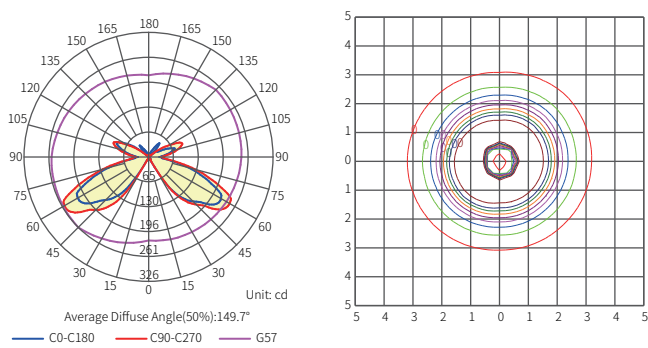


KLM-1121

Dimensions



Photometric Data





Lawn Light Series



KLM-1122



KLM-1122/KLM-1123/KLM-1124

- Body: Made of aluminum with treatment of corrosion protection and UV-proof powder coating.
- Diffuser: PMMA
- Gasketing: Made of thermostable silica gel to improtection cass.
- Fastener: 304 stainless steel.

- Sand Black
- Dark Grey
- Sand Silver
- Gray Metal Sand Grain

Model NO.	Lamp	Power	Voltage	Color Temperature
KLM-1122	LED	10W	90-260V 50/60Hz	<span style="color: yellow;">■</span> 3000K <span style="color: white;">■</span> 6000K
KLM-1123	LED	10W		
KLM-1124	LED	10W		

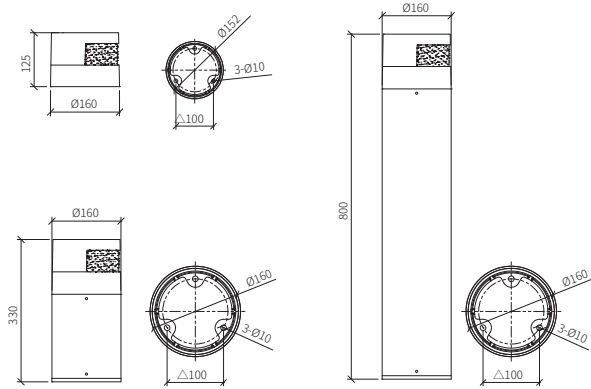


KLM-1123

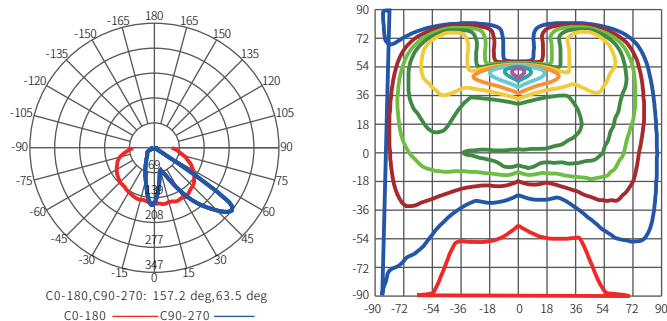


KLM-1124

Dimensions



Photometric Data





Lawn Light Series





KLM-1125



KLM-1125/KLM-1126/KLM-1127

- Body: Made of aluminum with treatment of corrosion protection and UV-proof powder coating.
- Diffuser: PMMA
- Gasketing: Made of termostable silica gel to improtection cass.
- Fastener: 304 stainless steel.

-  Sand Black
-  Dark Grey
-  Sand Silver
-  Gray Metal Sand Grain

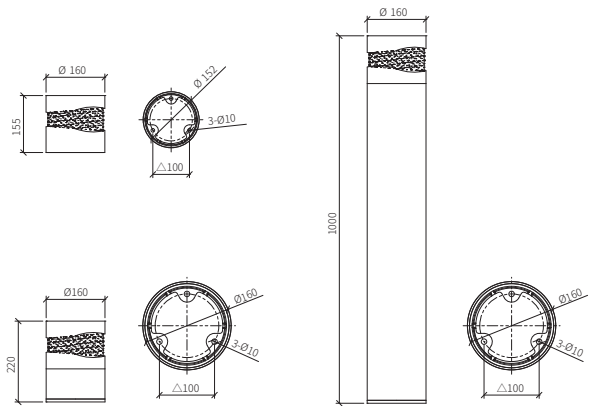
Model NO.	Lamp	Power	Voltage	Color Temperature	
KLM-1125	LED	12W	90-260V 50/60Hz		
KLM-1126	LED	12W			
KLM-1127	LED	12W			



KLM-1126

KLM-1127

Dimensions





Lawn Light Series









KLM-1128



KLM-1128/KLM-1129

- Body: Made of aluminum with treatment of corrosion protection and UV-proof powder coating.
- Diffuser: PMMA
- Gasketing: Made of termostable silica gel to improtection cass.
- Fastener: 304 stainless steel.

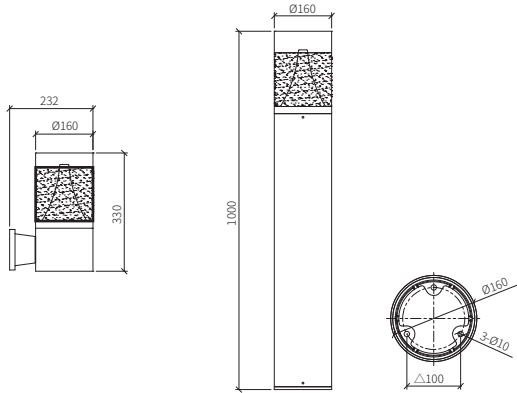
-  Sand Black
-  Dark Grey
-  Sand Silver
-  Gray Metal Sand Grain

Model NO.	Lamp	Power	Voltage	Color Temperature	
KLM-1128	LED	10W	90-260V 50/60Hz		
KLM-1129	LED	12W			

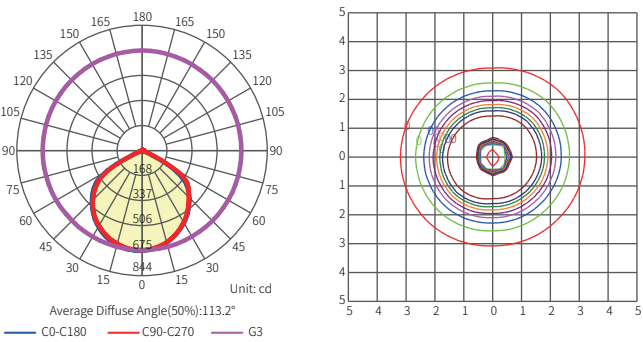


KLM-1129

Dimensions



Photometric Data









# KLM-1130/KLM-1131

- Body: Made of aluminum with treatment of corrosion protection and UV-proof powder coating.
- Diffuser: Clear glass
- Gasketing: Made of thermostable silica gel to improtection cass.
- Fastener: 304 stainless steel.

-  Sand Black
-  Dark Grey
-  Sand Silver
-  Gray Metal Sand Grain

Model NO.	Lamp	Power	Voltage	Color Temperature
KLM-1130	LED	5W	90-260V 50/60Hz	 3000K  6000K
KLM-1131	LED	7W		

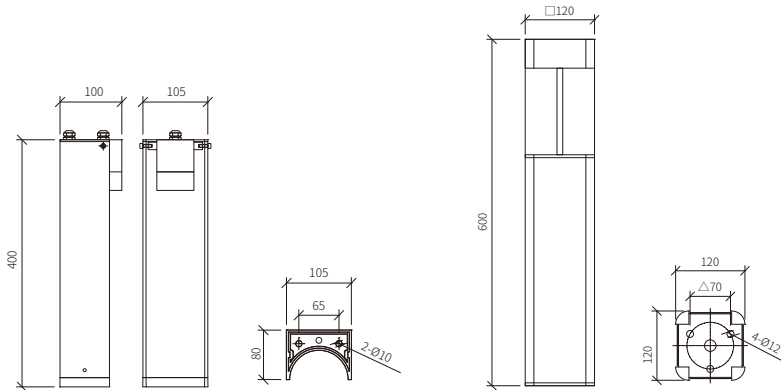


KLM-1131



KLM-1130

## Dimensions









KLM-1132/KLM-1133

- Body: Made of aluminum with treatment of corrosion protection and UV-proof powder coating.
- Diffuser: Clear glass
- Gasketing: Made of termostable silica gel to improtection cass.
- Fastener: 304 stainless steel.

-  Sand Black
-  Dark Grey
-  Sand Silver
-  Gray Metal Sand Grain

Model NO.	Lamp	Power	Voltage	Color Temperature	
KLM-1132	LED	10W	90-260V 50/60Hz		
KLM-1133	LED	10W			

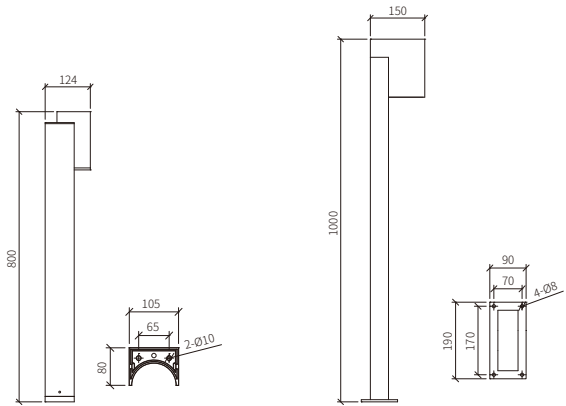


KLM-1132



KLM-1133

Dimensions









KLM-1134/KLM-1135

- Body: Made of aluminum with treatment of corrosion protection and UV-proof powder coating.
- Diffuser: PMMA
- Gasketing: Made of thermostable silica gel to improtection cass.
- Fastener: 304 stainless steel.

-  Sand Black
-  Dark Grey
-  Sand Silver
-  Gray Metal Sand Grain

Model NO.	Lamp	Power	Voltage	Color Temperature	
KLM-1134	LED	10W	90-260V 50/60Hz		
KLM-1135	LED	20W			

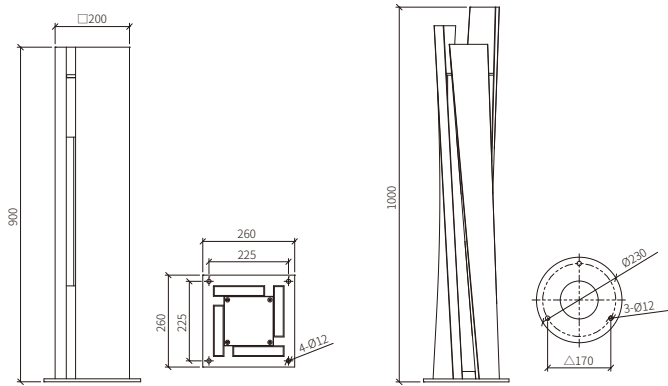


KLM-1134



KLM-1135

Dimensions












KLM-1136/KLM-1137

- Body: Made of stainless steel with treatment of corrosion protection and UV-proof powder coating.
- Diffuser: Glass
- Gasketing: Made of thermostable silica gel to improtection cass.
- Fastener: 304 stainless steel.

-  Sand Black
-  Dark Grey
-  Sand Silver
-  Gray Metal Sand Grain

Model NO.	Lamp	Power	Voltage	Color Temperature
KLM-1136	LED	7W	90-260V 50/60Hz	 3000K  6000K
KLM-1137	LED	10W		

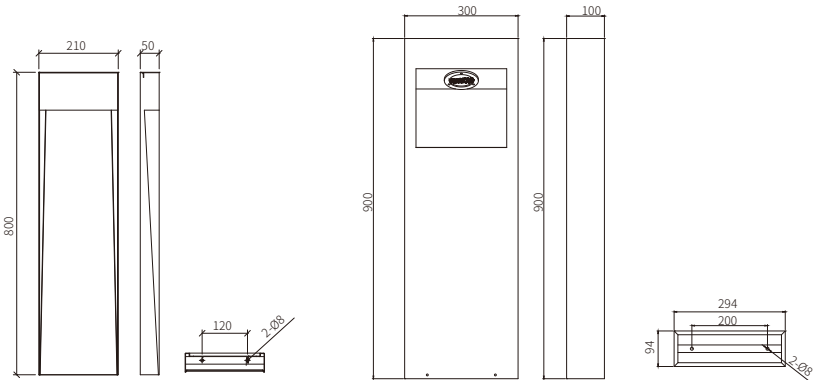


KLM-1137



KLM-1136

Dimensions











KLM-1138/KLM-1139/KLM-1140

- Body: Made of aluminum with treatment of corrosion protection and UV-proof powder coating.
- Diffuser: PC
- Gasketing: Made of thermostable silica gel to impregnate cass.
- Fastener: 304 stainless steel.

 Sand Black  
 Dark Grey  
 Sand Silver  
 Gray Metal Sand Grain

Model NO.	Lamp	Power	Voltage	Color Temperature
KLM-1138	LED	5W	90-260V 50/60Hz	<input checked="" type="checkbox"/> 3000K <input type="checkbox"/> 6000K
KLM-1139	LED	5W		
KLM-1140	LED	2x5W		



KLM-1138

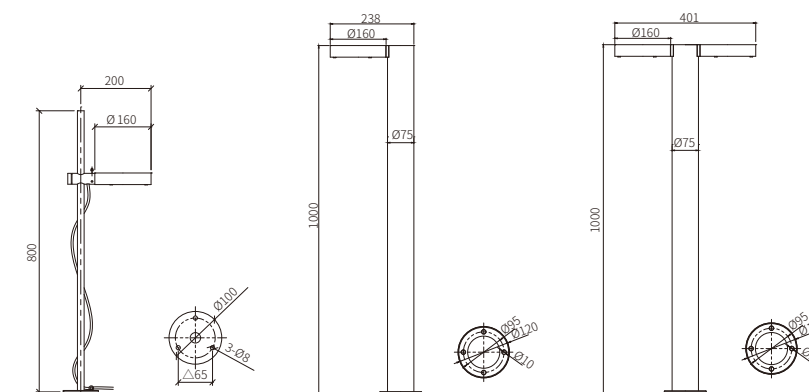


KLM-1139



KLM-1140

### Dimensions







KLM-1141/KLM-1142

- Body: Made of luminum with treatment of corrosion protection and UV-proof powder coating.
- Diffuser: Glass
- Gasketing: Made of termostable silica gel to improtection cass.
- Fastener: 304 stainless steel.

- Sand Black
- Dark Grey
- Sand Silver
- Gray Metal Sand Grain

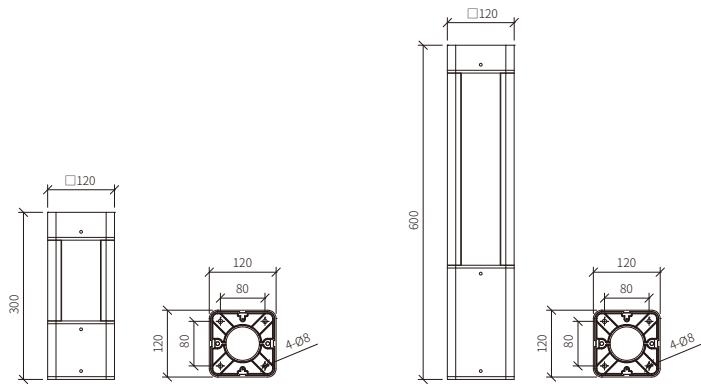
Model NO.	Lamp	Power	Voltage	Color Temperature
KLM-1141	LED	10W	90-260V 50/60Hz	<input checked="" type="checkbox"/> 3000K <input type="checkbox"/> 6000K
KLM-1142	LED	10W		



KLM-1142

KLM-1141

Dimensions







# KLM-1143/KLM-1144

- Body: Made of aluminum with treatment of corrosion protection and UV-proof powder coating.
- Diffuser: PC
- Gasketing: Made of termostable silica gel to improtection cass.
- Fastener: 304 stainless steel.

-  Sand Black
-  Dark Grey
-  Sand Silver
-  Gray Metal Sand Grain

Model NO.	Lamp	Power	Voltage	Color Temperature
KLM-1143	LED	9W	90-260V 50/60Hz	<input checked="" type="checkbox"/> 3000K <input type="checkbox"/> 6000K
KLM-1144	LED	15W		

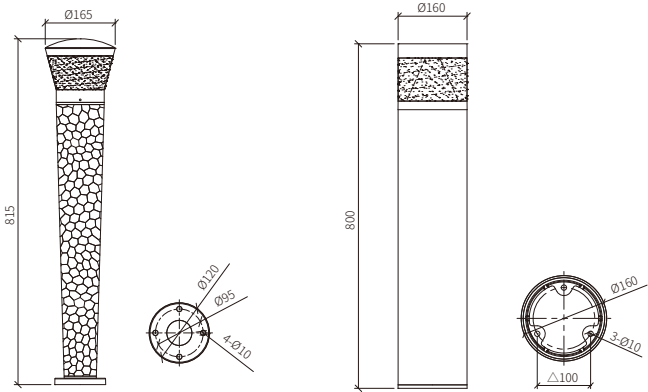


KLM-1143



KLM-1144

## Dimensions









KLM-4015

## KLM-1145/KLM-1146

- Body: Made of cast aluminum with treatment of corrosion protection and UV-proof powder coating.
- Diffuser: Clear glass/PMMA
- Gasketing: Made of termostable silica gel to improtection cass.
- Fastener: 304 stainless steel.

-  Sand Black
-  Dark Grey
-  Sand Silver
-  Gray Metal Sand Grain

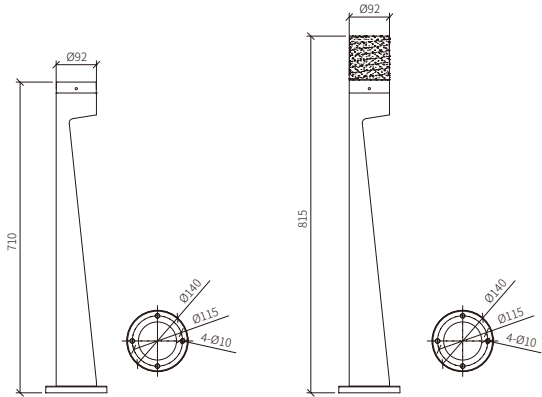
Model NO.	Lamp	Power	Voltage	Color Temperature
KLM-1145	LED	5W	90-260V 50/60Hz	 3000K  6000K
KLM-1146	LED	3W+5W		



KLM-1145

KLM-1146

### Dimensions







KLM-1147/KLM-1148

- Body: Made of aluminum with treatment of corrosion protection and UV-proof powder coating.
- Diffuser: PMMA
- Gasketing: Made of termostable silica gel to improtection cass.
- Fastener: 304 stainless steel.

- Sand Black
- Dark Grey
- Sand Silver
- Gray Metal Sand Grain

Model NO.	Lamp	Power	Voltage	Color Temperature
KLM-1147	LED	1x7W	90-260V 50/60Hz	<input checked="" type="checkbox"/> 3000K <input type="checkbox"/> 6000K
KLM-1148	LED	2x7W		

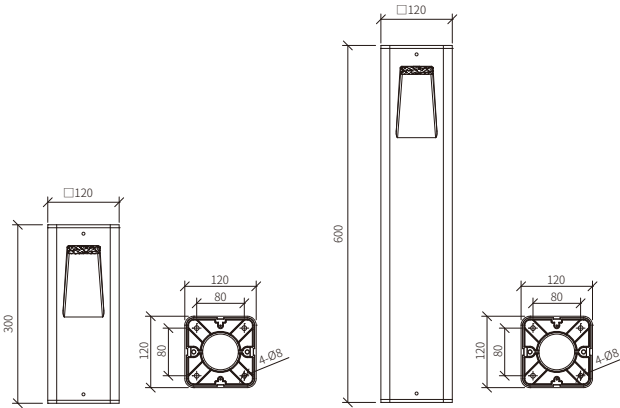


KLM-1147



KLM-1148

Dimensions







KLM-1149/KLM-1150/KLM-1151

- Body: Made of stainless steel / aluminum with treatment of corrosion protection and UV-proof powder coating.
- Diffuser: Clear glass
- Gasketing: Made of thermostable silica gel to improtection cass.
- Fastener: 304 stainless steel.

-  Sand Black
-  Dark Grey
-  Sand Silver
-  Gray Metal Sand Grain

Model NO.	Lamp	Power	Voltage	Color Temperature
KLM-1149	LED	7W	90-260V 50/60Hz	<input checked="" type="checkbox"/> 3000K <input type="checkbox"/> 6000K
KLM-1150	LED	10W		
KLM-1151	LED	18W		



KLM-1149

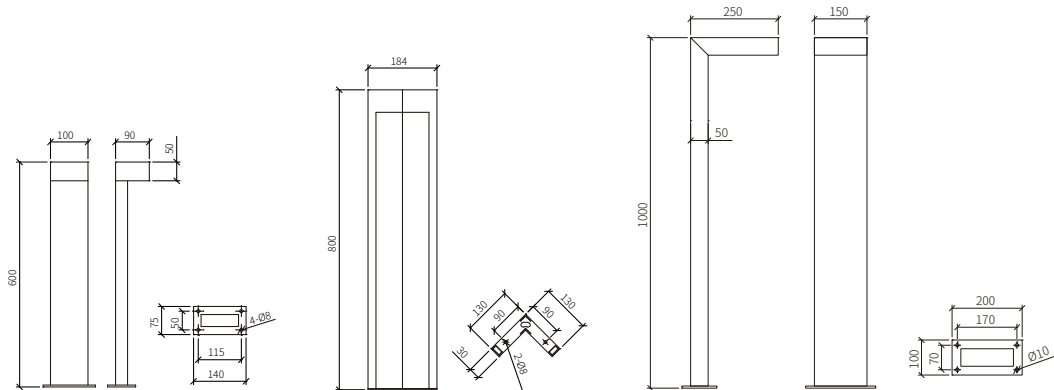


KLM-1150



KLM-1151

Dimensions







KLM-1152/KLM-1153/KLM-1154

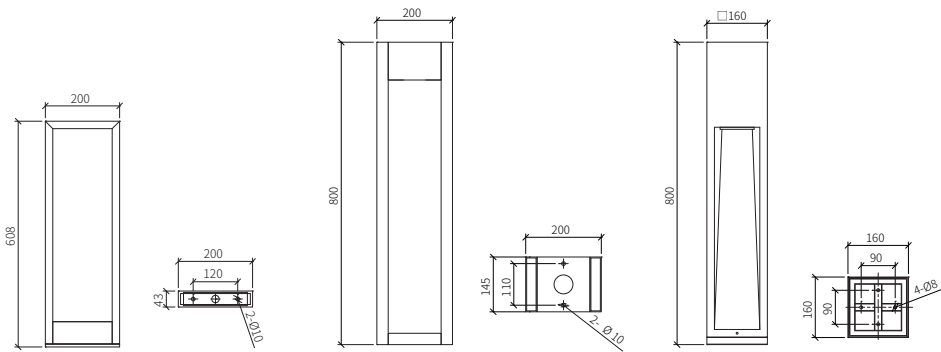
- Body: Made of aluminum with treatment of corrosion protection and UV-proof powder coating.
- Diffuser: Clear glass
- Gasketing: Made of termostable silica gel to improtection cass.
- Fastener: 304 stainless steel.

- Sand Black
- Dark Grey
- Sand Silver
- Gray Metal Sand Grain

Model NO.	Lamp	Power	Voltage	Color Temperature
KLM-1152	LED	9W	90-260V 50/60Hz	<input checked="" type="checkbox"/> 3000K <input type="checkbox"/> 6000K
KLM-1153	LED	10W		
KLM-1154	LED	10W		



Dimensions











KLM-1155

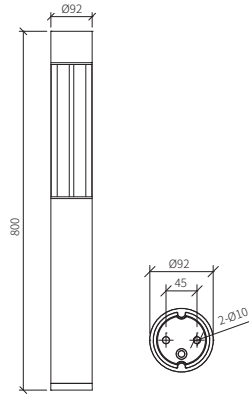
- Body: Made of aluminum with treatment of corrosion protection and UV-proof powder coating.
- Diffuser: Clear glass
- Gasketing: Made of thermostable silica gel to improtection cass.
- Fastener: 304 stainless steel.

-  Sand Black
-  Dark Grey
-  Sand Silver
-  Gray Metal Sand Grain

Lamp	Power	Voltage	Color Temperature
LED	5W	90-260V 50/60Hz	 3000K  6000K



Dimensions







KLM-1156/KLM-1157/KLM-1158


- Body: Made of aluminum with treatment of corrosion protection and UV-proof powder coating.
- Diffuser: PMMA
- Gasketing: Made of termostable silica gel to improtection cass.
- Fastener: 304 stainless steel.

- Sand Black
- Dark Grey
- Sand Silver
- Gray Metal Sand Grain

Model NO.	Lamp	Power	Voltage	Color Temperature
KLM-1156	LED	20W	90-260V 50/60Hz	3000K 6000K
KLM-1157	LED	30W		
KLM-1158	LED	40W		



KLM-1156

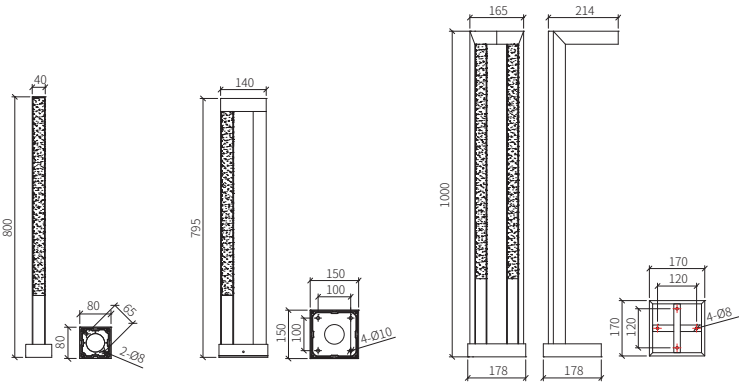


KLM-1158



KLM-1157

Dimensions







KLM-1159/KLM-1160


- Body: Made of stainless steel with treatment of corrosion protection and UV-proof powder coating.
- Diffuser: PMMA
- Gasketing: Made of thermostable silica gel to improtection cass.
- Fastener: 304 stainless steel.

- Sand Black
- Dark Grey
- Sand Silver
- Gray Metal Sand Grain

Model NO.	Lamp	Power	Voltage	Color Temperature
KLM-1159	LED	10W	90-260V 50/60Hz	<input checked="" type="checkbox"/> 3000K <input type="checkbox"/> 6000K
KLM-1160	LED	28W		<input type="checkbox"/> 3000K <input type="checkbox"/> 6000K

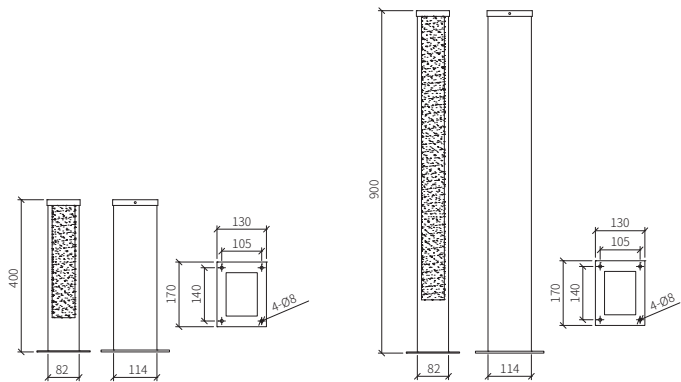


KLM-1159



KLM-1160

Dimensions












# KLM-1161/KLM-1162

- Body: Made of aluminum with treatment of corrosion protection and UV-proof powder coating.
- Diffuser: PMMA
- Gasketing: Made of thermostable silica gel to improtection cass.
- Fastener: 304 stainless steel.

-  Sand Black
-  Dark Grey
-  Sand Silver
-  Gray Metal Sand Grain

Model NO.	Lamp	Power	Voltage	Color Temperature
KLM-1161	LED	10W	90-260V 50/60Hz	 3000K  6000K
KLM-1162	LED	7W		

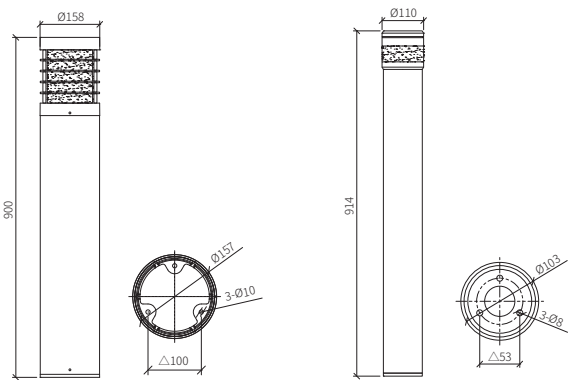


KLM-1161



KLM-1162

## Dimensions









KLM-1163/KLM-1164

- Body: Made of aluminum with treatment of corrosion protection and UV-proof powder coating.
- Diffuser: PMMA
- Gasketing: Made of thermostable silica gel to improtection cass.
- Fastener: 304 stainless steel.

-  Sand Black
-  Dark Grey
-  Sand Silver
-  Gray Metal Sand Grain

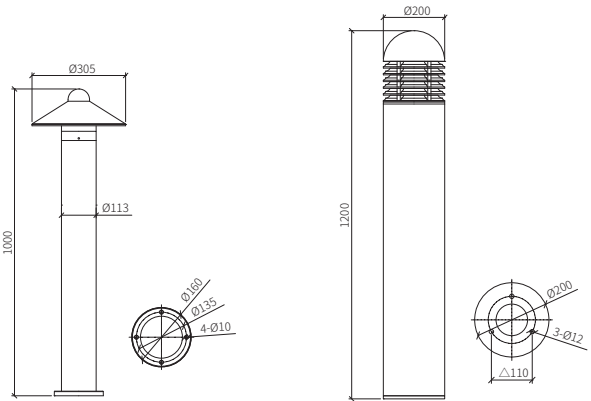
Model NO.	Lamp	Power	Voltage	Color Temperature	
KLM-1163	LED	5W	90-260V 50/60Hz		
KLM-1164	LED	20W			



KLM-1164

KLM-1163

Dimensions







KLM-1165/KLM-1166/KLM-1167

- Body: Made of aluminum with treatment of corrosion protection and UV-proof powder coating.
- Diffuser: Clear glass/PMMA
- Gasketing: Made of termostable silica gel to improtection cass.
- Fastener: 304 stainless steel.

- Sand Black
- Dark Grey
- Sand Silver
- Gray Metal Sand Grain

Model NO.	Lamp	Power	Voltage	Color Temperature
KLM-1165	LED	5W	90-260V 50/60Hz	<input checked="" type="checkbox"/> 3000K <input type="checkbox"/> 6000K
KLM-1166	LED	15W		
KLM-1167	LED	5W		

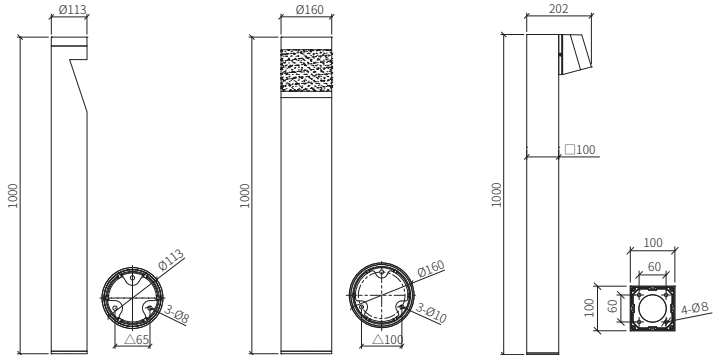


KLM-1165

KLM-1167

KLM-1166

Dimensions











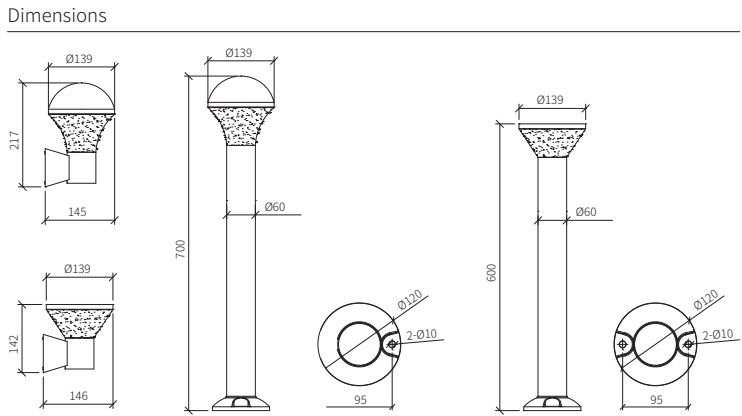
**KLM-1168/KLM-1169 KLM-1170/  
KLM-1171**

Body: Made of aluminum with treatment of corrosion protection and UV-proof powder coating.

- Diffuser: PC
- Gasketing: Made of termostable silica gel to improtection cass.
- Fastener: 304 stainless steel.

-  Sand Black
-  Dark Grey
-  Sand Silver
-  Gray Metal Sand Grain

Model NO.	Lamp	Power	Voltage	Color Temperature
KLM-1168	LED	4W	90-260V 50/60Hz	<input checked="" type="checkbox"/> 3000K <input type="checkbox"/> 6000K
KLM-1169	LED	4W		
KLM-1170	LED	4W		
KLM-1171	LED	4W		












# KLM-1172/KLM-1173

- Body: Made of stainless steel with treatment of corrosion protection and UV-proof powder coating.
- Diffuser: PMMA
- Gasketing: Made of termostable silica gel to improtection cass.
- Fastener: 304 stainless steel.

-  Sand Black
-  Dark Grey
-  Sand Silver
-  Gray Metal Sand Grain

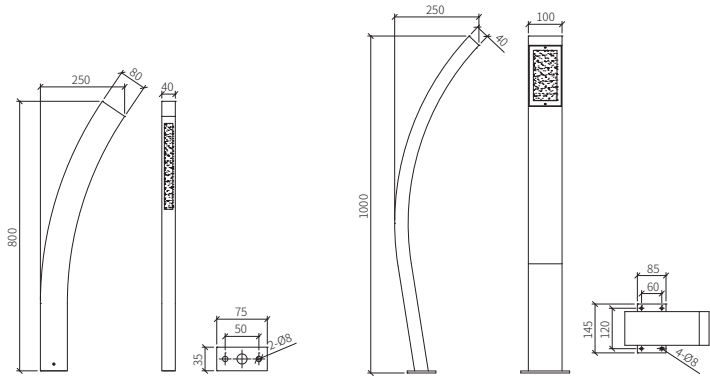
Model NO.	Lamp	Power	Voltage	Color Temperature	
KLM-1172	LED	13W	90-260V 50/60Hz	 3000K	 6000K
KLM-1173	LED	10W			



KLM-1173

KLM-1172

## Dimensions












KLM-1174/KLM-1175/KLM-1176

- Body: Made of aluminum with treatment of corrosion protection and UV-proof powder coating.
- Diffuser: PMMA
- Gasketing: Made of thermostable silica gel to improtection cass.
- Fastener: 304 stainless steel.

-  Sand Black
-  Dark Grey
-  Sand Silver
-  Gray Metal Sand Grain

Model NO.	Lamp	Power	Voltage	Color Temperature
KLM-1174	LED	12W	90-260V 50/60Hz	 3000K  6000K
KLM-1175	LED	18W		
KLM-1176	LED	24W		



KLM-1174

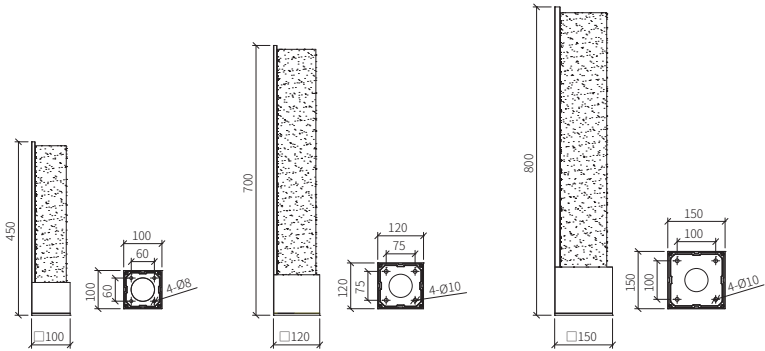


KLM-1176



KLM-1175

Dimensions





Lawn Light Series

KLM-1177/KLM-1178/KLM-1179

- Body: Made of aluminum with treatment of corrosion protection and UV-proof powder coating.
- Diffuser: PMMA
- Gasketing: Made of thermostable silica gel to improtection cass.
- Fastener: 304 stainless steel.

- Sand Black
- Dark Grey
- Sand Silver
- Gray Metal Sand Grain

Model NO.	Lamp	Power	Voltage	Color Temperature
KLM-1177	LED	5W	90-260V 50/60Hz	<div></div> 3000K <div></div> 6000K
KLM-1178	LED	10W		
KLM-1179	LED	10W		



KLM-1177

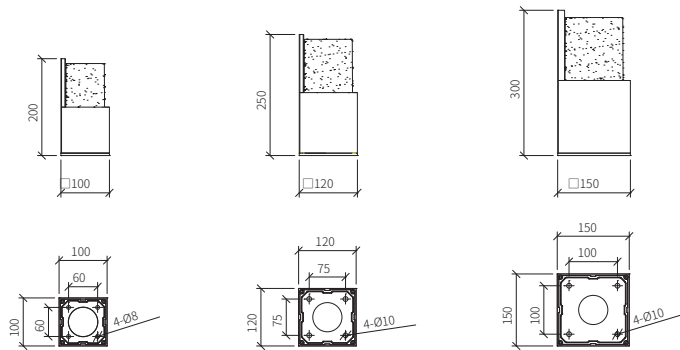


KLM-1179



KLM-1178

Dimensions



KLM-1180/KLM-1181/KLM-1182

- Body: Made of aluminum with treatment of corrosion protection and UV-proof powder coating.
- Diffuser: PMMA
- Gasketing: Made of thermostable silica gel to improtection cass.
- Fastener: 304 stainless steel.

- Sand Black
- Dark Grey
- Sand Silver
- Gray Metal Sand Grain

Model NO.	Lamp	Power	Voltage	Color Temperature
KLM-1180	LED	5W	90-260V 50/60Hz	<div></div> 3000K <div></div> 6000K
KLM-1181	LED	10W		
KLM-1182	LED	10W		



KLM-1180

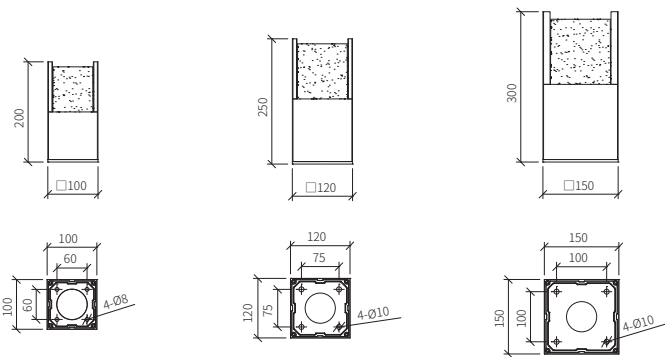


KLM-1182



KLM-1181

Dimensions







KLM-1183/KLM-1184/KLM-1185

- Body: Made of aluminum with treatment of corrosion protection and UV-proof powder coating.
- Diffuser: PMMA
- Gasketing: Made of thermostable silica gel to improtection cass.
- Fastener: 304 stainless steel.

- Sand Black
- Dark Grey
- Sand Silver
- Gray Metal Sand Grain

Model NO.	Lamp	Power	Voltage	Color Temperature
KLM-1183	LED	5W	90-260V 50/60Hz	<input checked="" type="checkbox"/> 3000K <input type="checkbox"/> 6000K
KLM-1184	LED	10W		
KLM-1185	LED	10W		



KLM-1183

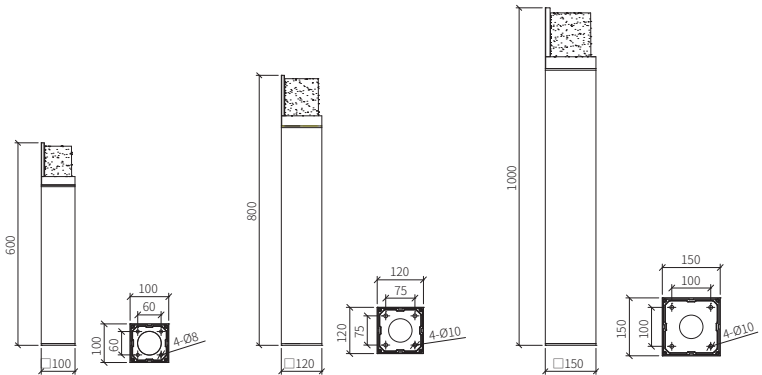


KLM-1185



KLM-1184

Dimensions









KLM-1186/KLM-1187/KLM-1188

- Body: Made of aluminum with treatment of corrosion protection and UV-proof powder coating.
- Diffuser: PMMA
- Gasketing: Made of thermostable silica gel to improtection cass.
- Fastener: 304 stainless steel.

-  Sand Black
-  Dark Grey
-  Sand Silver
-  Gray Metal Sand Grain

Model NO.	Lamp	Power	Voltage	Color Temperature
KLM-1186	LED	5W	90-260V 50/60Hz	 3000K  6000K
KLM-1187	LED	10W		
KLM-1188	LED	10W		



KLM-1186

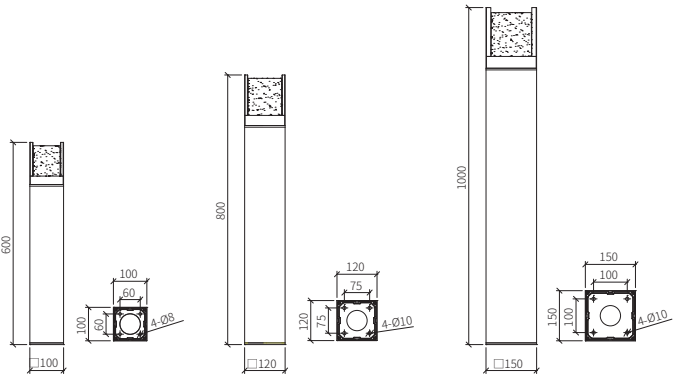


KLM-1187



KLM-1188

Dimensions












KLM-1189/KLM-1190/KLM-1191

- Body: Made of aluminum with treatment of corrosion protection and UV-proof powder coating.
- Diffuser: PMMA
- Gasketing: Made of thermostable silica gel to improtection cass.
- Fastener: 304 stainless steel.

-  Sand Black
-  Dark Grey
-  Sand Silver
-  Gray Metal Sand Grain

Model NO.	Lamp	Power	Voltage	Color Temperature
KLM-1189	LED	12W	90-260V 50/60Hz	 3000K  6000K
KLM-1190	LED	18W		
KLM-1191	LED	24W		



KLM-1189

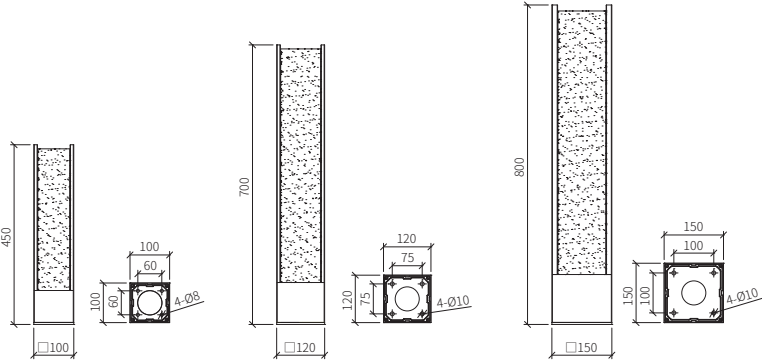


KLM-1191



KLM-1190

Dimensions










# KLM-1192/KLM-1193

- Body: Made of stainless steel with treatment of corrosion protection and UV-proof powder coating.
- Diffuser: PMMA/Glass
- Gasketing: Made of termostable silica gel to improtection cass.
- Fastener: 304 stainless steel.

-  Sand Black
-  Dark Grey
-  Sand Silver
-  Gray Metal Sand Grain

Model NO.	Lamp	Power	Voltage	Color Temperature
KLM-1192	LED	12W	90-260V 50/60Hz	 3000K  6000K
KLM-1193	LED	12W		

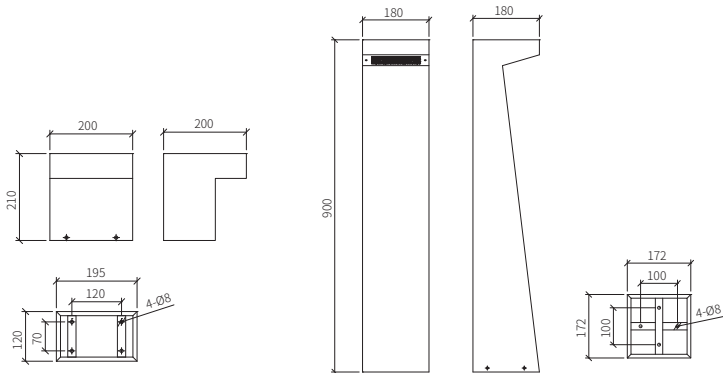


KLM-1192



KLM-1193

## Dimensions











KLM-1194/KLM-1195

- Body: Made of aluminum with treatment of corrosion protection and UV-proof powder coating.
- Diffuser: PMMA/Artificial marble
- Gasketing: Made of thermostable silica gel to improtection cass.
- Fastener: 304 stainless steel.



-  Sand Black
-  Dark Grey
-  Sand Silver
-  Gray Metal Sand Grain



KLM-1194

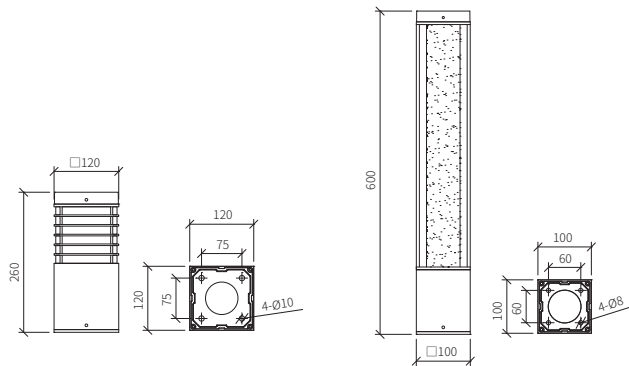


KLM-1195

Model NO.	Lamp	Power	Voltage	Color Temperature
KLM-1194	LED	5W	90-260V 50/60Hz	 3000K  6000K
KLM-1195	LED	10W		



Dimensions







## KLM-1196/KLM-1197

- Body: Made of iron with treatment of corrosion protection and UV-proof powder coating.
- Diffuser: PMMA/PO
- Gasketing: Made of termostable silica gel to improtection cass.
- Fastener: 304 stainless steel.

- Sand Black
- Dark Grey
- Sand Silver
- Gray Metal Sand Grain

Model NO.	Lamp	Power	Voltage	Color Temperature
KLM-1196	LED	30W	90-260V 50/60Hz	<input checked="" type="checkbox"/> 3000K <input type="checkbox"/> 6000K
KLM-1197	LED	10W		

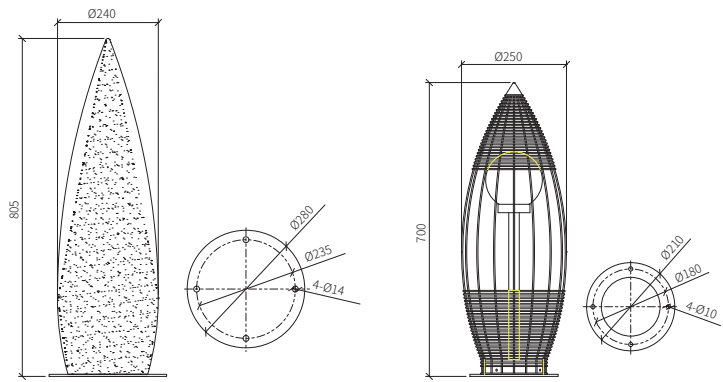


KLM-1197



KLM-1196

### Dimensions










# KLM-1198/KLM-1199

- Body: Made of aluminum with treatment of corrosion protection and UV-proof powder coating.
- Diffuser: PMMA
- Gasketing: Made of thermostable silica gel to improtection cass.
- Fastener: 304 stainless steel.

-  Sand Black
-  Dark Grey
-  Sand Silver
-  Gray Metal Sand Grain

Model NO.	Lamp	Power	Voltage	Color Temperature
KLM-1198	LED	5W	90-260V 50/60Hz	 3000K  6000K
KLM-1199	LED	23W		

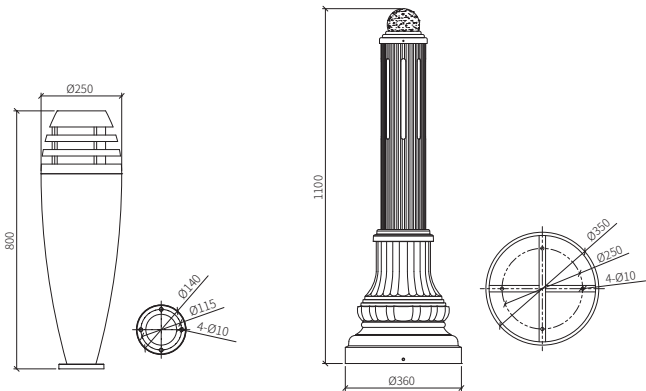


KLM-1198



KLM-1199

## Dimensions







KLM-1200/KLM-1201

- Body: Made of aluminum with treatment of corrosion protection and UV-proof powder coating.
- Diffuser: PC
- Gasketing: Made of termostable silica gel to improtection cass.
- Fastener: 304 stainless steel.

- Sand Black
- Dark Grey
- Sand Silver
- Gray Metal Sand Grain

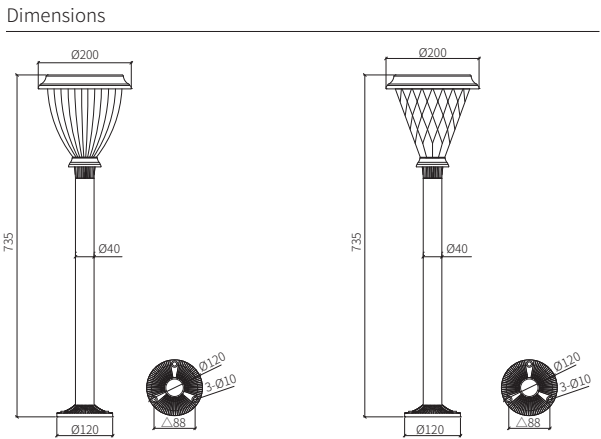
Model NO.	Lamp	Power	Voltage	Color Temperature	
KLM-1200	LED	1W	90-260V 50/60Hz	<input type="checkbox"/> 3000K	<input type="checkbox"/> 6000K
KLM-1201	LED	1W		<input checked="" type="checkbox"/> RGB	



KLM-1201



KLM-1200










KLM-1202/KLM-1203/KLM-1204

- Body: Made of aluminum with treatment of corrosion protection and UV-proof powder coating.
- Diffuser: PC/PS
- Gasketing: Made of termostable silica gel to improtection cass.
- Fastener: 304 stainless steel.

-  Sand Black
-  Dark Grey
-  Sand Silver
-  Gray Metal Sand Grain

Model NO.	Lamp	Power	Voltage	Color Temperature
KLM-1202	LED	1W	90-260V 50/60Hz	<input type="checkbox"/> 3000K <input type="checkbox"/> 6000K
KLM-1203	LED	1W		<input checked="" type="checkbox"/> RGB
KLM-1204	LED	0.6W		



KLM-1202

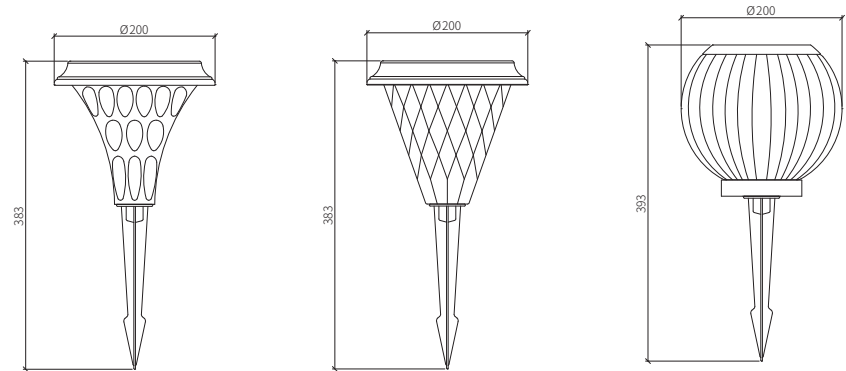


KLM-1203



KLM-1204

Dimensions





## WALL LIGHT SERIES












KLM-1205/KLM-1206/KLM-1207

- Body: Made of cast aluminum with treatment of corrosion protection and UV-proof powder coating.
- Diffuser: Opal PC
- Gasketing: Made of thermostable silica gel to improtection cass.
- Fastener: 304 stainless steel.

-  Sand Black
-  Dark Grey
-  Sand Silver
-  Gray Metal Sand Grain

Model NO.	Lamp	Power	Voltage	Color Temperature
KLM-1205	LED	20W	90-260V 50/60Hz	 3000K  6000K
KLM-1206	LED	20W		
KLM-1207	LED	20W		



KLM-1205

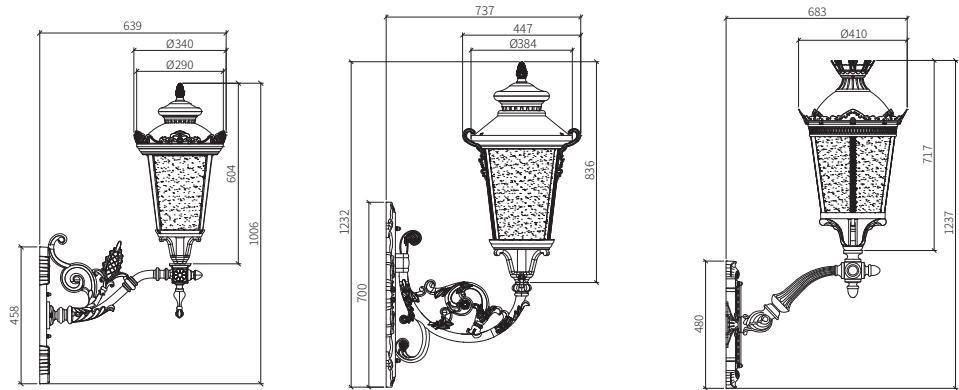


KLM-1206



KLM-1207

Dimensions










## KLM-1208/KLM-1209

- Body: Made of aluminum with treatment of corrosion protection and UV-proof powder coating.
- Diffuser: Opal PC
- Gasketing: Made of termostable silica gel to improtection cass.
- Fastener: 304 stainless steel.

-  Sand Black
-  Dark Grey
-  Sand Silver
-  Gray Metal Sand Grain

Model NO.	Lamp	Power	Voltage	Color Temperature
KLM-1208	LED	20W	90-260V 50/60Hz	<input checked="" type="checkbox"/> 3000K <input type="checkbox"/> 6000K
KLM-1209	LED	20W		




KLM-1208



KLM-1209

### Dimensions










KLM-1210/KLM-1211

- Body: Made of aluminum with treatment of corrosion protection and UV-proof powder coating.
- Diffuser: Opal PC
- Gasketing: Made of thermostable silica gel to improtection cass.
- Fastener: 304 stainless steel.

-  Sand Black
-  Dark Grey
-  Sand Silver
-  Gray Metal Sand Grain

Model NO.	Lamp	Power	Voltage	Color Temperature
KLM-1210	LED	20W	90-260V 50/60Hz	 3000K  6000K
KLM-1211	LED	20W		

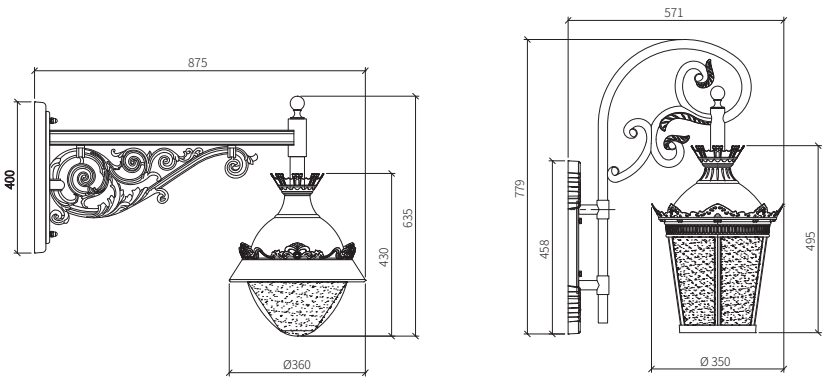


KLM-1210



KLM-1211

Dimensions












KLM-1212/KLM-1213

- Body: Made of stainless steel with treatment of corrosion protection and UV-proof powder coating.
- Diffuser: Artificial marble
- Gasketing: Made of thermostable silica gel to improtection cass.
- Fastener: 304 stainless steel.

-  Sand Black
-  Dark Grey
-  Sand Silver
-  Gray Metal Sand Grain

Model NO.	Lamp	Power	Voltage	Color Temperature
KLM-1212	LED	32W	90-260V 50/60Hz	 3000K  6000K
KLM-1213	LED	48W		

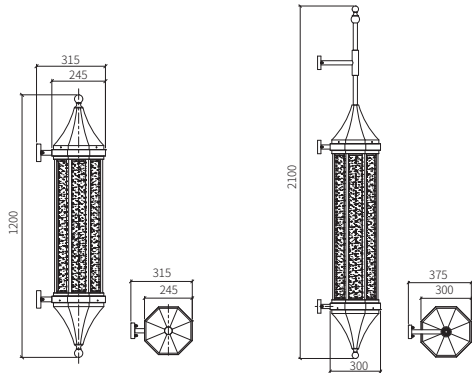


KLM-1212



KLM-1213

Dimensions












## KLM-1214/KLM-1215

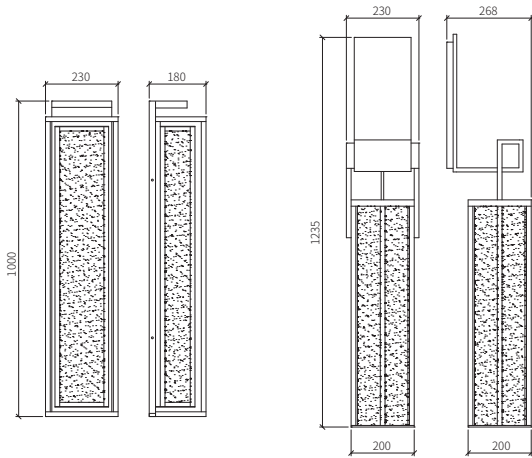
- Body: Made of stainless steel with treatment of corrosion protection and UV-proof powder coating.
- Diffuser: Artificial marble/PMMA
- Gasketing: Made of termostable silica gel to improtection cass.
- Fastener: 304 stainless steel.

-  Sand Black
-  Dark Grey
-  Sand Silver
-  Gray Metal Sand Grain

Model NO.	Lamp	Power	Voltage	Color Temperature
KLM-1214	LED	24W	90-260V 50/60Hz	 3000K  6000K
KLM-1215	LED	16W		



### Dimensions



KLM-1214






KLM-1215





# KLM-1216

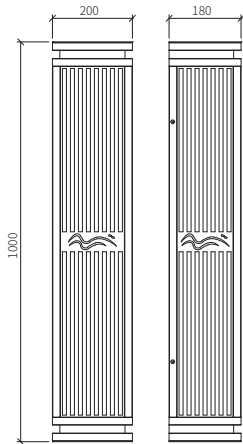
- Body: Made of stainless steel with treatment of corrosion protection and UV-proof powder coating.
- Diffuser: Artificial marble/PMMA
- Gasketing: Made of termostable silica gel to improtection cass.
- Fastener: 304 stainless steel.

-  Sand Black
-  Dark Grey
-  Sand Silver
-  Gray Metal Sand Grain

Lamp	Power	Voltage	Color Temperature	
LED	24W	90-260V 50/60Hz	 3000K	 6000K



## Dimensions











KLM-1217/KLM-1218/KLM-1219

- Body: Made of stainless steel with treatment of corrosion protection and UV-proof powder coating.
- Diffuser: PMMA
- Gasketing: Made of termostable silica gel to improtection cass.
- Fastener: 304 stainless steel.

-  Sand Black
-  Dark Grey
-  Sand Silver
-  Gray Metal Sand Grain

Model NO.	Lamp	Power	Voltage	Color Temperature
KLM-1217	LED	24W	90-260V 50/60Hz	 3000K  6000K
KLM-1218	LED	24W		
KLM-1219	LED	20W		



KLM-1217

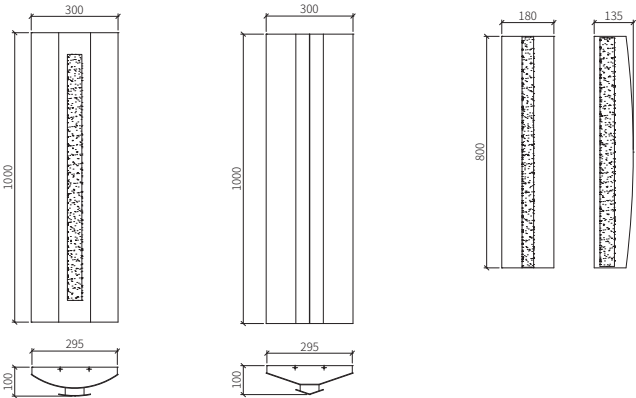


KLM-1219



KLM-1218

Dimensions










KLM-1220

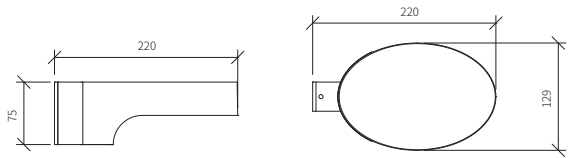
- Body: Made of cast aluminum with treatment of corrosion protection and UV-proof powder coating.
- Diffuser: Clear glass
- Gasketing: Made of thermostable silica gel to improtection cass.
- Fastener: 304 stainless steel.

-  Sand Black
-  Dark Grey
-  Sand Silver
-  Gray Metal Sand Grain

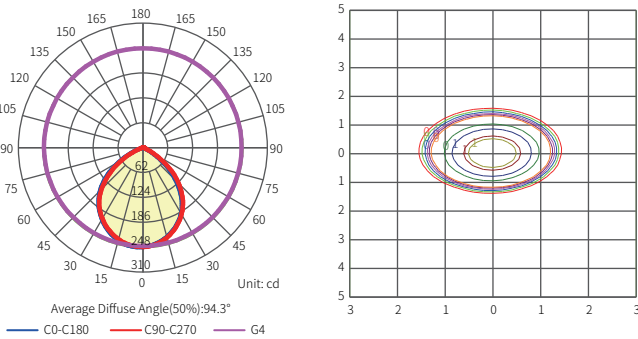
Lamp	Power	Voltage	Color Temperature
LED	10W	90-260V 50/60Hz	 3000K  6000K



Dimensions



Photometric Data













KLM-1221/KLM-1222/KLM-1223

- Body: Made of cast aluminum with treatment of corrosion protection and UV-proof powder coating.
- Diffuser: Gass/PC/PMMA
- Gasketing: Made of termostable silica gel to improtection cass.
- Fastener: 304 stainless steel.

-  Sand Black
-  Dark Grey
-  Sand Silver
-  Gray Metal Sand Grain

Model NO.	Lamp	Power	Voltage	Color Temperature
KLM-1221	LED	3W	90-260V 50/60Hz	 3000K  6000K
KLM-1222	LED	3W		
KLM-1223	LED	3W		



KLM-1221

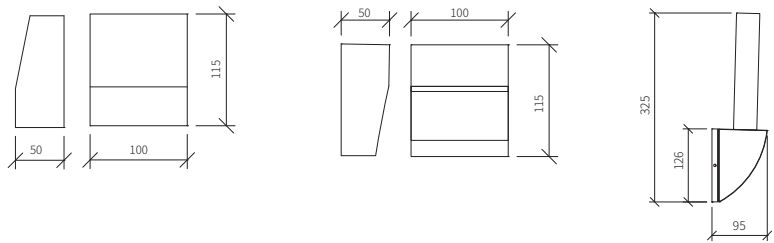


KLM-1222




KLM-1223

Dimensions





## PILLAR LIGHT SERIES
















## KLM-1224/KLM-1225

- Body: Made of cast aluminum with treatment of corrosion protection and UV-proof powder coating.
- Diffuser: PC/Glass
- Gasketing: Made of termostable silica gel to improtection cass.
- Fastener: 304 stainless steel.

-  Sand Black
-  Dark Grey
-  Sand Silver
-  Gray Metal Sand Grain

Model NO.	Lamp	Power	Voltage	Color Temperature	
KLM-1224	LED	23W	90-260V 50/60Hz	 3000K	 6000K
KLM-1225	LED	23W			



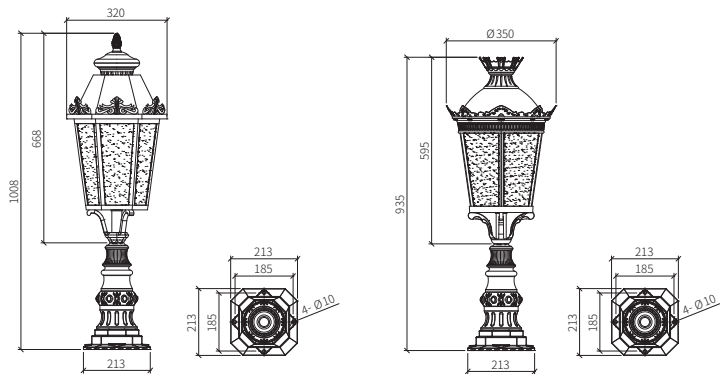


KLM-1224



KLM-1225

### Dimensions







KLM-1226/KLM-1227/KLM-1228

- Body: Made of aluminum with treatment of corrosion protection and UV-proof powder coating.
- Diffuser: PC/Glass
- Gasketing: Made of thermostable silica gel to improtection cass.
- Fastener: 304 stainless steel.

- Sand Black
- Dark Grey
- Sand Silver
- Gray Metal Sand Grain

Model NO.	Lamp	Power	Voltage	Color Temperature
KLM-1226	LED	23W	90-260V 50/60Hz	<input checked="" type="checkbox"/> 3000K <input type="checkbox"/> 6000K
KLM-1227	LED	23W		
KLM-1228	LED	23W		



KLM-1226

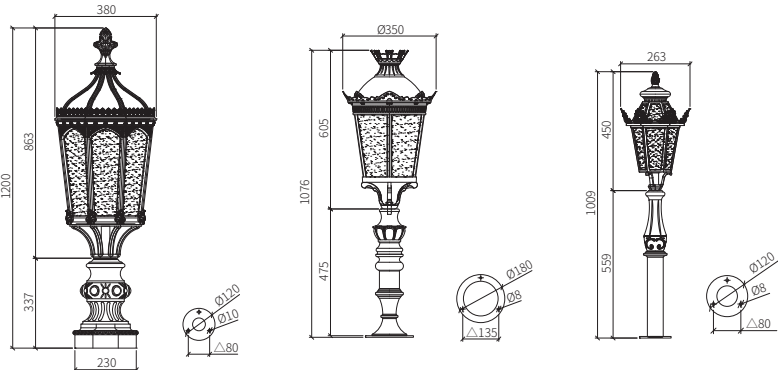


KLM-1227



KLM-1228

Dimensions









KLM-1229/KLM-1230

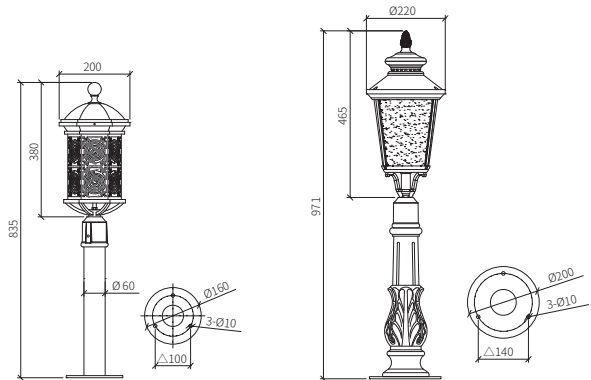
- Body: Made of stainless steel/iron/aluminum with treatment of corrosion protection and UV-proof powder coating.
- Diffuser: Glass/PC
- Gasketing: Made of termostable silica gel to improtection cass.
- Fastener: 304 stainless steel.

-  Sand Black
-  Dark Grey
-  Sand Silver
-  Gray Metal Sand Grain

Model NO.	Lamp	Power	Voltage	Color Temperature	
KLM-1229	LED	12W	90-260V 50/60Hz	 3000K	 6000K
KLM-1230	LED	23W			



Dimensions



KLM-1230

KLM-1229





## KLM-1231/KLM-1232

- Body: Made of stainless steel with treatment of corrosion protection and UV-proof powder coating.
- Diffuser: Glass
- Gasketing: Made of termostable silica gel to improtection cass.
- Fastener: 304 stainless steel.

- Sand Black
- Dark Grey
- Sand Silver
- Gray Metal Sand Grain

Model NO.	Lamp	Power	Voltage	Color Temperature
KLM-1231	LED	23W	90-260V 50/60Hz	<input checked="" type="checkbox"/> 3000K <input type="checkbox"/> 6000K
KLM-1232	LED	30W		<input type="checkbox"/> 3000K <input checked="" type="checkbox"/> 6000K

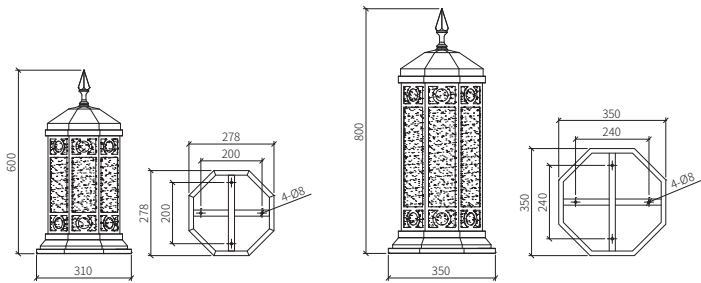


KLM-1231



KLM-1232

### Dimensions









KLM-1233/KLM-1234

- Body: Made of stainless steel with treatment of corrosion protection and UV-proof powder coating.
- Diffuser: PMMA
- Gasketing: Made of thermostable silica gel to improtection cass.
- Fastener: 304 stainless steel.

-  Sand Black
-  Dark Grey
-  Sand Silver
-  Gray Metal Sand Grain

Model NO.	Lamp	Power	Voltage	Color Temperature
KLM-1233	LED	9W	90-260V 50/60Hz	 3000K  6000K
KLM-1234	LED	12W		



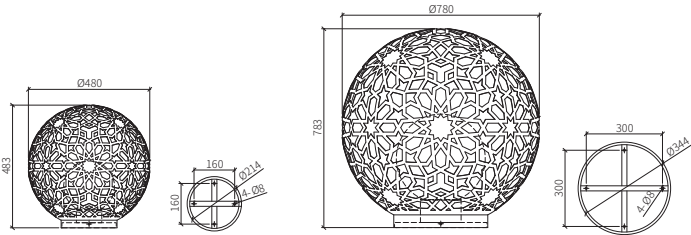
KLM-1233



KLM-1234



Dimensions







# KLM-1235

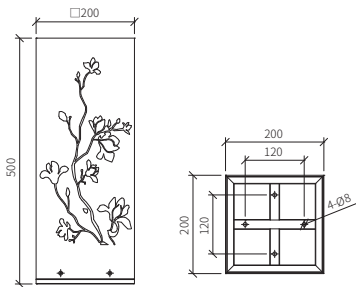
- Body: Made of stainless steel with treatment of corrosion protection and UV-proof powder coating.
- Diffuser: PMMA
- Gasketing: Made of termostable silica gel to improtection cass.
- Fastener: 304 stainless steel.

-  Sand Black
-  Dark Grey
-  Sand Silver
-  Gray Metal Sand Grain

Lamp	Power	Voltage	Color Temperature
LED	20W	90-260V 50/60Hz	 3000K  6000K



## Dimensions





Pillar Light Series

KLM-1236/KLM-1237

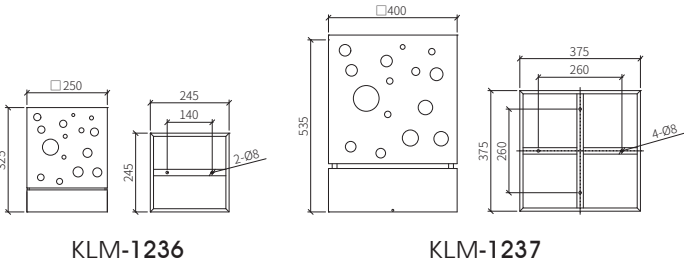
- Body: Made of stainless steel with treatment of corrosion protection and UV-proof powder coating.
- Diffuser: PMMA
- Gasketing: Made of termostable silica gel to improtection cass.
- Fastener: 304 stainless steel.

- Sand Black
- Dark Grey
- Sand Silver
- Gray Metal Sand Grain

Model NO.	Lamp	Power	Voltage	Color Temperature
KLM-1236	LED	23W	90-260V 50/60Hz	<div></div> 3000K <div></div> 6000K
KLM-1237	LED	30W		



Dimensions



KLM-1238/KLM-1239

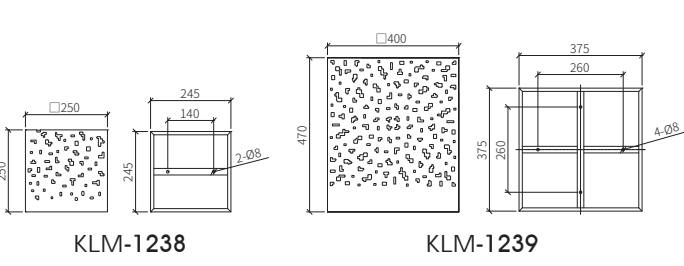
- Body: Made of stainless steel with treatment of corrosion protection and UV-proof powder coating.
- Diffuser: PMMA
- Gasketing: Made of termostable silica gel to improtection cass.
- Fastener: 304 stainless steel.

- Sand Black
- Dark Grey
- Sand Silver
- Gray Metal Sand Grain

Model NO.	Lamp	Power	Voltage	Color Temperature
KLM-1238	LED	23W	90-260V 50/60Hz	<div></div> 3000K <div></div> 6000K
KLM-1239	LED	30W		



Dimensions





Pillar Light Series

KLM-1240/KLM-1241

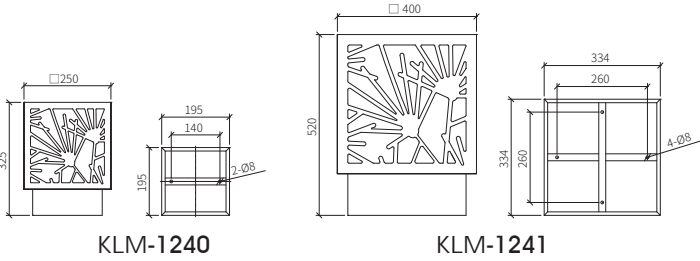
- Body: Made of stainless steel with treatment of corrosion protection and UV-proof powder coating.
- Diffuser: Glass
- Gasketing: Made of termostable silica gel to improtection cass.
- Fastener: 304 stainless steel.

- Sand Black
- Dark Grey
- Sand Silver
- Gray Metal Sand Grain

Model NO.	Lamp	Power	Voltage	Color Temperature
KLM-1240	LED	23W	90-260V 50/60Hz	<div></div> 3000K <div></div> 6000K
KLM-1241	LED	30W		



Dimensions



KLM-1242/KLM-1243

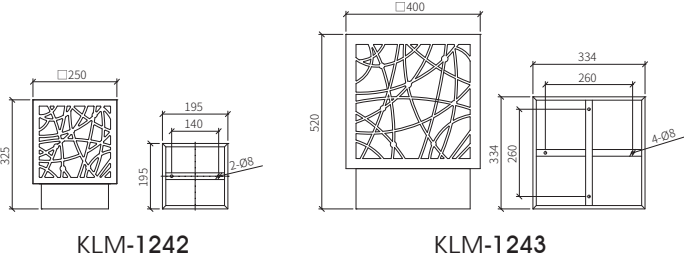
- Body: Made of stainless steel with treatment of corrosion protection and UV-proof powder coating.
- Diffuser: Glass
- Gasketing: Made of termostable silica gel to improtection cass.
- Fastener: 304 stainless steel.

- Sand Black
- Dark Grey
- Sand Silver
- Gray Metal Sand Grain

Model NO.	Lamp	Power	Voltage	Color Temperature
KLM-1242	LED	23W	90-260V 50/60Hz	<div></div> 3000K <div></div> 6000K
KLM-1243	LED	30W		



Dimensions





Pillar Light Series

KLM-1244/KLM-1245

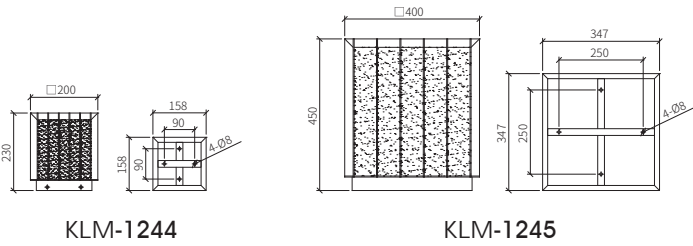
- Body: Made of stainless steel with treatment of corrosion protection and UV-proof powder coating.
- Diffuser: Glass
- Gasketing: Made of thermostable silica gel to improtection cass.
- Fastener: 304 stainless steel.

- Sand Black
- Dark Grey
- Sand Silver
- Gray Metal Sand Grain

Model NO.	Lamp	Power	Voltage	Color Temperature
KLM-1244	LED	23W	90-260V 50/60Hz	<div></div> 3000K <div></div> 6000K
KLM-1245	LED	30W		



Dimensions



KLM-1246/KLM-1247/KLM-1248

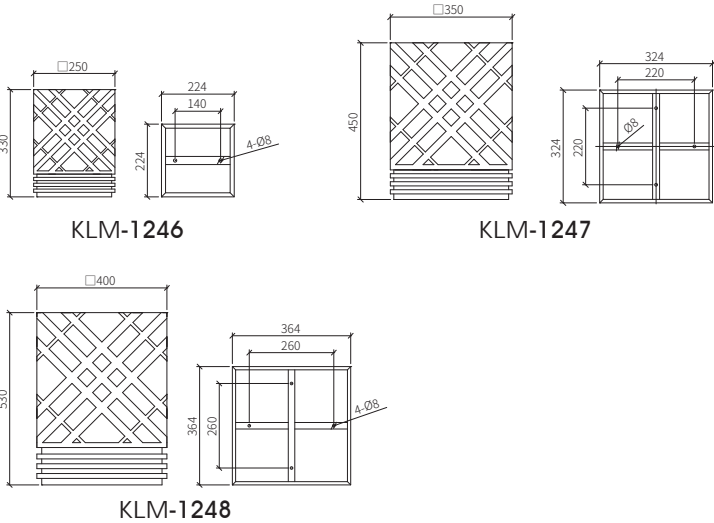
- Body: Made of stainless steel with treatment of corrosion protection and UV-proof powder coating.
- Diffuser: Glass
- Gasketing: Made of thermostable silica gel to improtection cass.
- Fastener: 304 stainless steel.

- Sand Black
- Dark Grey
- Sand Silver
- Gray Metal Sand Grain

Model NO.	Lamp	Power	Voltage	Color Temperature
KLM-1246	LED	15W	90-260V 50/60Hz	<div></div> 3000K <div></div> 6000K
KLM-1247	LED	20W		
KLM-1248	LED	30W		



Dimensions













KLM-1249/KLM-1250

- Body: Made of stainless steel with treatment of corrosion protection and UV-proof powder coating.
- Diffuser: Glass
- Gasketing: Made of termostable silica gel to improtection cass.
- Fastener: 304 stainless steel.

-  Sand Black
-  Dark Grey
-  Sand Silver
-  Gray Metal Sand Grain

Model NO.	Lamp	Power	Voltage	Color Temperature	
KLM-1249	LED	20W	90-260V 50/60Hz	 3000K	 6000K
KLM-1250	LED	30W			

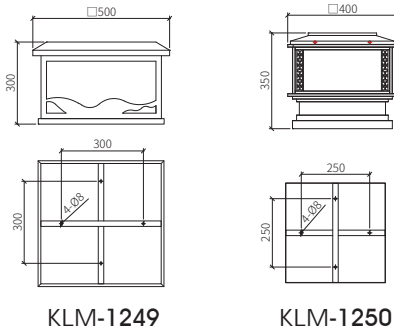


KLM-1249



KLM-1250

Dimensions



KLM-1249

KLM-1250





## LINEAR LAMP SERIES






Linear Lamp Series

KLM-1251


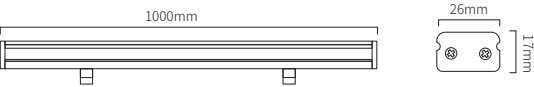
Material: Die-casting Aluminum alloy body with anodizing treatment, stainless steel fasteners, Finish to be UV-proof powder coated.  
Application: Decorative for architecture and buildings contours, bridge lighting, step lighting.



Lamp	Power	Voltage	Color Temperature
LED	12W-15W	DC 24V	3000K 6000K RGB



Dimensions



KLM-1252/KLM-1253

Material: Die-casting Aluminum alloy body with anodizing treatment, stainless steel fasteners, Finish to be UV-proof powder coated.  
Application: Decorative for architecture and buildings contours, bridge lighting, step lighting.




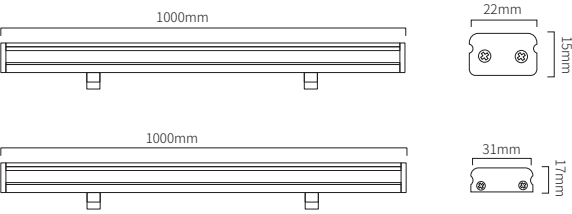
KLM-1252

KLM-1253

Model NO.	Lamp	Power	Voltage	Color Temperature
KLM-1252	LED	12W	DC 24V	3000K 6000K
KLM-1253	LED	12W-15W	DC 24V	3000K 6000K RGB



Dimensions







## KLM-1254/KLM-1255

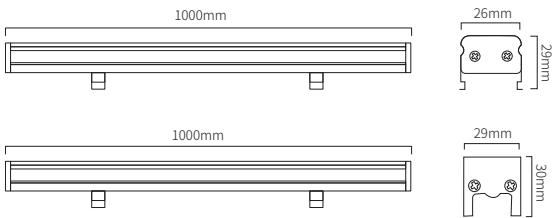
Material: Die-casting Aluminum alloy body with anodizing treatment, stainless steel fasteners, Finish to be UV-proof powder coated.  
Application: Decorative for architecture and buildings contours, bridge lighting, step lighting.



Model NO.	Lamp	Power	Voltage	Color Temperature
KLM-1254	LED	12W-15W	DC 24V	<input type="checkbox"/> 3000K <input type="checkbox"/> 6000K <input checked="" type="checkbox"/> RGB
KLM-1255	LED	12W-15W	DC 24V	<input type="checkbox"/> 3000K <input type="checkbox"/> 6000K



### Dimensions



180°



Linear Lamp Series

KLM-1256/KLM-1257

Material: Die-casting Aluminum alloy body with anodizing treatment, stainless steel fasteners, Finish to be UV-proof powder coated.  
Application: Decorative for architecture and buildings contours, bridge lighting, step lighting.


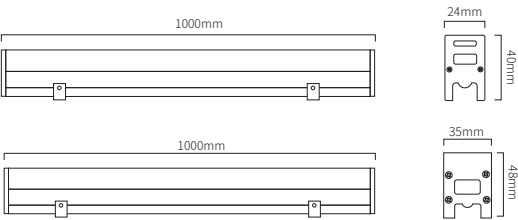
材质：铝合金灯体，阿克苏户外紫外线聚酯粉喷涂，和铝本色氧化处理，不锈钢固定螺丝。  
应用场所：主要用于建筑外墙照明、桥梁绿化景观照明、室内局部照明。



Model NO.	Lamp	Power	Voltage	Color Temperature		
KLM-1256	LED	12W-15W	DC 24V	<div><div></div>3000K</div>	<div><div></div>6000K</div>	<div><div></div>RGB</div>
KLM-1257	LED	12W-15W	DC 24V	<div><div></div>3000K</div>	<div><div></div>6000K</div>	<div><div></div>RGBW</div>



Dimensions



KLM-1258/KLM-1259

Material: Die-casting Aluminum alloy body with anodizing treatment, stainless steel fasteners, Finish to be UV-proof powder coated.  
Application: Decorative for architecture and buildings contours, bridge lighting, step lighting.


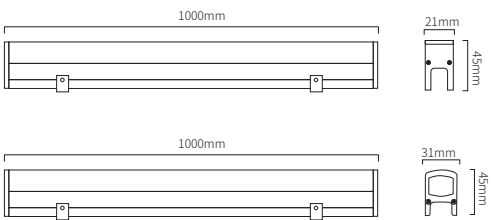
材质：铝合金灯体，阿克苏户外紫外线聚酯粉喷涂，和铝本色氧化处理，不锈钢固定螺丝。  
应用场所：主要用于建筑外墙照明、桥梁绿化景观照明、室内局部照明。



Model NO.	Lamp	Power	Voltage	Color Temperature		
KLM-1258	LED	12W-15W	DC 24V	<div><div></div>3000K</div>	<div><div></div>6000K</div>	<div><div></div>RGB</div>
KLM-1259	LED	12W-15W	DC 24V			



Dimensions












## KLM-1260/KLM-1261

Material: Die-casting Aluminum alloy body with anodizing treatment, stainless steel fasteners, Finish to be UV-proof powder coated.  
Application: Decorative for architecture and buildings contours, bridge lighting, step lighting.



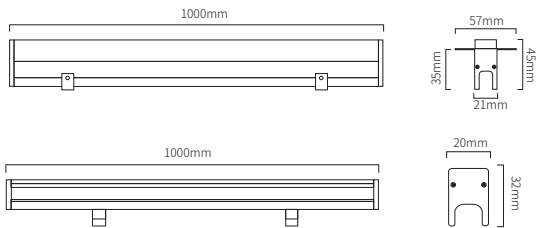
KLM-1260

KLM-1261

Model NO.	Lamp	Power	Voltage	Color Temperature	
KLM-1260	LED	12W-15W	DC 24V	 3000K	 6000K
KLM-1261	LED	12W	DC 24V	 3000K	 6000K  RGB



### Dimensions





Linear Lamp Series

KLM-1262/KLM-1263


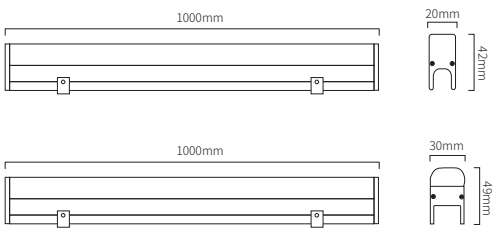
Material: Die-casting Aluminum alloy body with anodizing treatment, stainless steel fasteners, Finish to be UV-proof powder coated.  
Application: Decorative for architecture and buildings contours, bridge lighting, step lighting.



Model NO.	Lamp	Power	Voltage	Color Temperature
KLM-1262	LED	12W-15W	DC 24V	<div><div></div> 3000K <div></div> 6000K</div>
KLM-1263	LED	12W-15W	DC 24V	



Dimensions



KLM-1264/KLM-1265


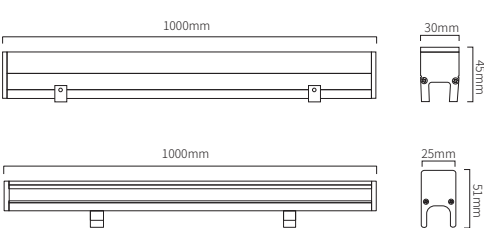
Material: Die-casting Aluminum alloy body with anodizing treatment, stainless steel fasteners, Finish to be UV-proof powder coated.  
Application: Decorative for architecture and buildings contours, bridge lighting, step lighting.



Model NO.	Lamp	Power	Voltage	Color Temperature
KLM-1264	LED	12W-15W	DC 24V	<div><div></div> 3000K <div></div> 6000K <div></div> RGB</div>
KLM-1265	LED	12W	DC 24V	



Dimensions





## WALL WASHER LIGHT SERIES





Wall Washer Light Series

KLM-1268

Material: aluminum alloy lamp body, Aksu outdoor ultraviolet polyester powder spraying, aluminum natural color oxidation treatment, 3mm reinforced safety glass, stainless steel fixing screws.


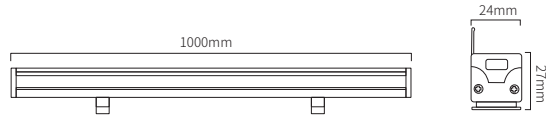
Application: Decorative for architecture and buildings contours, bridge lighting, step lighting.



Lamp	Power	Voltage	Color Temperature
LED	12W-15W	DC 24V	<div><div></div> 3000K</div> <div><div></div> 6000K</div>



Dimensions 尺寸



KLM-1269

Material: aluminum alloy lamp body, Aksu outdoor ultraviolet polyester powder spraying, aluminum natural color oxidation treatment, 3mm reinforced safety glass, stainless steel fixing screws.


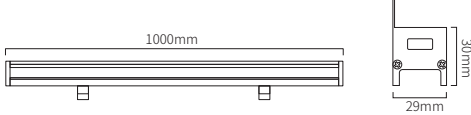
Application: Decorative for architecture and buildings contours, bridge lighting, step lighting.



Lamp	Power	Voltage	Color Temperature
LED	12W-15W	DC 24V	<div><div></div> 3000K</div> <div><div></div> 6000K</div> <div><div></div> RGBW</div>



Dimensions 尺寸







## KLM-1270/KLM-1271


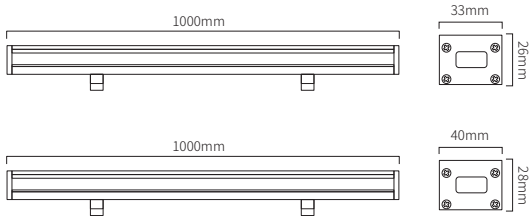
Material: aluminum alloy lamp body, Aksu outdoor ultraviolet polyester powder spraying, aluminum natural color oxidation treatment, 3mm reinforced safety glass, stainless steel fixing screws.  
Application: Decorative for architecture and buildings contours, bridge lighting, step lighting.



Model NO.	Lamp	Power	Voltage	Color Temperature
KLM-1270	LED	18W/24W	DC 24V	<input checked="" type="checkbox"/> 3000K <input type="checkbox"/> 6000K <input type="checkbox"/> RGBW
KLM-1271	LED	36W	DC 24V	



### Dimensions





Wall Washer Light Series

KLM-1272/KLM-1273

Material: aluminum alloy lamp body, Aksu outdoor ultraviolet polyester powder spraying, aluminum natural color oxidation treatment, 3mm reinforced safety glass, stainless steel fixing screws.


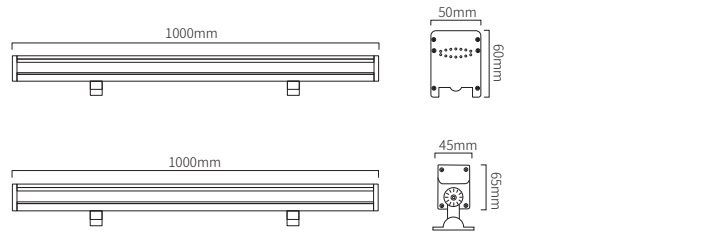
Application: Decorative for architecture and buildings contours, bridge lighting, step lighting.



Model NO.	Lamp	Power	Voltage	Color Temperature
KLM-1272	LED	18W/24W/36W	DC 24V	<span>3000K</span> <span>6000K</span> <span>RGBW</span>
KLM-1273	LED	36W	DC 24V	



Dimensions



KLM-1274/KLM-1275

Material: aluminum alloy lamp body, Aksu outdoor ultraviolet polyester powder spraying, aluminum natural color oxidation treatment, 3mm reinforced safety glass, stainless steel fixing screws.


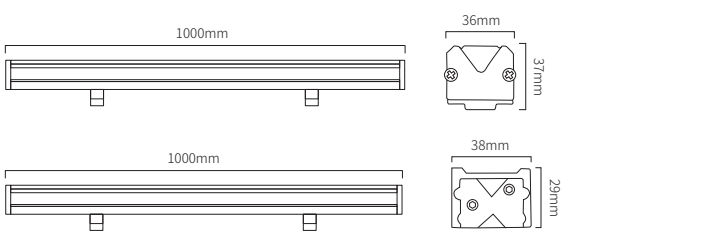
Application: Decorative for architecture and buildings contours, bridge lighting, step lighting.



Model NO.	Lamp	Power	Voltage	Color Temperature
KLM-1274	LED	18W/24W	DC 24V	<span>3000K</span> <span>6000K</span> <span>RGBW</span>
KLM-1275	LED	18W/24W/36W	DC 24V	



Dimensions







## KLM-1276/KLM-1277

Material: aluminum alloy lamp body, Aksu outdoor ultraviolet polyester powder spraying, aluminum natural color oxidation treatment, 3mm reinforced safety glass, stainless steel fixing screws.


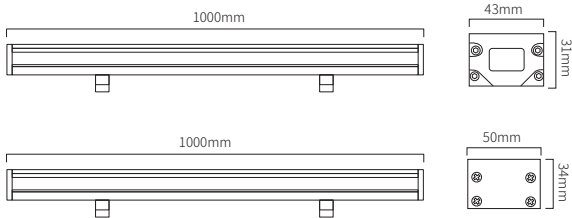
Application: Decorative for architecture and buildings contours, bridge lighting, step lighting.



Model NO.	Lamp	Power	Voltage	Color Temperature	
KLM-1276	LED	36W	DC 24V	<input checked="" type="checkbox"/> 3000K	<input type="checkbox"/> 6000K
KLM-1277	LED	36W	DC 24V	<input checked="" type="checkbox"/> 3000K	<input type="checkbox"/> 6000K <input checked="" type="checkbox"/> RGB



### Dimensions





Wall Washer Light Series

KLM-1278/KLM-1279

Material: aluminum alloy lamp body, Aksu outdoor ultraviolet polyester powder spraying, aluminum natural color oxidation treatment, 3mm reinforced safety glass, stainless steel fixing screws.


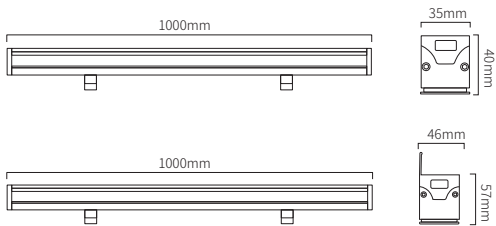
Application: Decorative for architecture and buildings contours, bridge lighting, step lighting.



Model NO.	Lamp	Power	Voltage	Color Temperature
KLM-1278	LED	18W/24W	DC 24V	<div><div></div>3000K</div> <div><div></div>6000K</div>
KLM-1279	LED	36W	DC 24V	



Dimensions



KLM-1280/KLM-1281

Material: aluminum alloy lamp body, Aksu outdoor ultraviolet polyester powder spraying, aluminum natural color oxidation treatment, 3mm reinforced safety glass, stainless steel fixing screws.


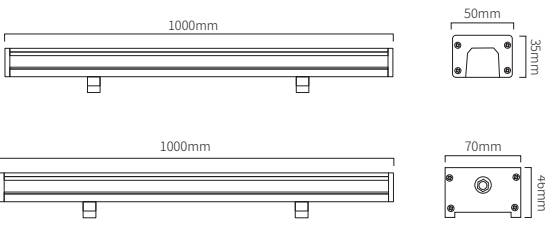
Application: Decorative for architecture and buildings contours, bridge lighting, step lighting.



Model NO.	Lamp	Power	Voltage	Color Temperature
KLM-1280	LED	48W	DC 24V	<div><div></div>3000K</div> <div><div></div>6000K</div>
KLM-1281	LED	24x3W	DC 24V	



Dimensions





Wall Washer Light Series


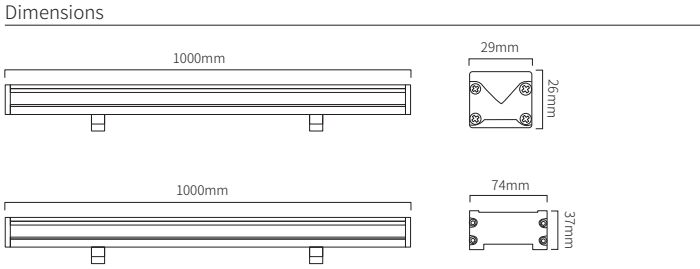
KLM-1282/KLM-1283

Material: aluminum alloy lamp body, Aksu outdoor ultraviolet polyester powder spraying, aluminum natural color oxidation treatment, 3mm reinforced safety glass, stainless steel fixing screws.

Application: Decorative for architecture and buildings contours, bridge lighting, step lighting.



Model NO.	Lamp	Power	Voltage	Color Temperature	
KLM-1282	LED	18W	DC 24V	<input checked="" type="checkbox"/> 3000K	<input type="checkbox"/> 6000K
KLM-1283	LED	72W	DC 24V	<input checked="" type="checkbox"/> 3000K	<input type="checkbox"/> 6000K <input checked="" type="checkbox"/> RGB




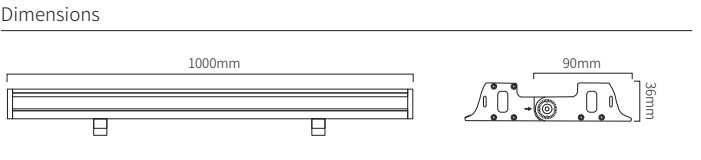
KLM-1284

Material: aluminum alloy lamp body, Aksu outdoor ultraviolet polyester powder spraying, aluminum natural color oxidation treatment, 3mm reinforced safety glass, stainless steel fixing screws.

Application: Decorative for architecture and buildings contours, bridge lighting, step lighting.



Lamp	Power	Voltage	Color Temperature	
LED	12W/18W/24Wx2	DC 24V	<input checked="" type="checkbox"/> 3000K	<input type="checkbox"/> 6000K





## SPOT LIGHT SERIES







KLM-1285/KLM-1286/KLM-1287

Material:Die-casting aluminum alloy body with anodizing treatment, stainless steel fasteners,Finish to be UV-proof powder coated.  
Application: Indoor partial lighting, for high light prnotional products, outdoor landscape lighting, architecture lighting, bridge lighting.



KLM-1285



KLM-1286


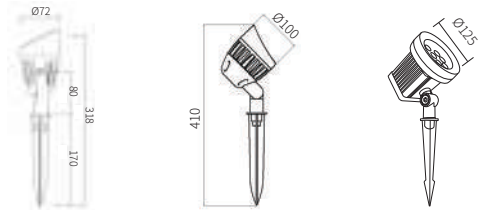


KLM-1287

Model NO.	Lamp	Power	Voltage	Color Temperature
KLM-1285	LED	4.7W	AC 220V	<input checked="" type="checkbox"/> 3000K <input type="checkbox"/> 6000K
KLM-1286	LED	12W		
KLM-1287	LED	12W		



Dimensions





Spot Light Series

KLM-1288/KLM-1289

Material:Die-casting aluminum alloy body with anodizing treatment, stainless steel fasteners,Finish to be UV-proof powder coated.  
Application: Indoor partial lighting, for high light promotional products, outdoor landscape lighting, architecture lighting, bridge lighting.



KLM-1288


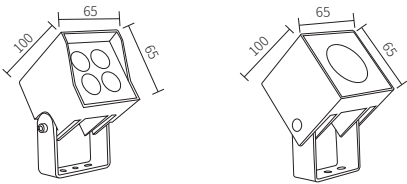


KLM-1289

Model NO.	Lamp	Power	Voltage	Color Temperature
KLM-1288	LED	4x1.5W	DC 24V	<div><div></div>3000K<div></div>6000K</div>
KLM-1289	LED	3W		



Dimensions



KLM-1290/KLM-1291

Material:Die-casting aluminum alloy body with anodizing treatment, stainless steel fasteners,Finish to be UV-proof powder coated.  
Application: Indoor partial lighting, for high light promotional products, outdoor landscape lighting, architecture lighting, bridge lighting.



KLM-1290


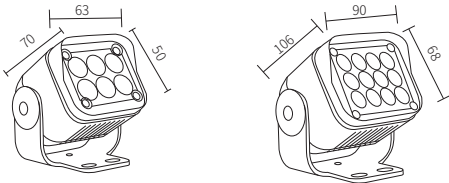


KLM-1291

Model NO.	Lamp	Power	Voltage	Color Temperature
KLM-1290	LED	6x1W	AC 220V	<div><div></div>3000K<div></div>6000K</div>
KLM-1291	LED	12x1W		



Dimensions





Spot Light Series

KLM-1292/KLM-1293

Material:Die-casting aluminum alloy body with anodizing treatment, stainless steel fasteners,Finish to be UV-proof powder coated.  
Application: Indoor partial lighting, for high light prornotional products, outdoor landscape lighting, architecture lighting, bridge lighting.



KLM-1292

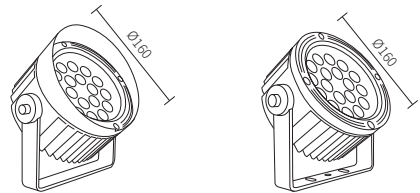


KLM-1293

Model NO.	Lamp	Power	Voltage	Color Temperature
KLM-1292	LED	18x2W	AC 220V	<input type="checkbox"/> 3000K <input type="checkbox"/> 6000K
KLM-1293	LED	18x2W		<input checked="" type="checkbox"/> RGBW



Dimensions 尺寸



KLM-1294/KLM-1295

Material:Die-casting aluminum alloy body with anodizing treatment, stainless steel fasteners,Finish to be UV-proof powder coated.  
Application: Indoor partial lighting, for high light prornotional products, outdoor landscape lighting, architecture lighting, bridge lighting.



KLM-1294


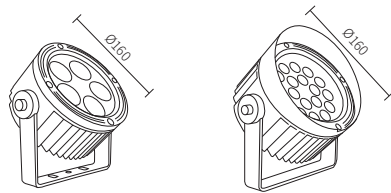


KLM-1295

Model NO.	Lamp	Power	Voltage	Color Temperature
KLM-1294	LED	50W	AC 220V	<input type="checkbox"/> 3000K <input type="checkbox"/> 6000K
KLM-1295	LED	50W		



Dimensions





Spot Light Series

KLM-1296/KLM-1297/KLM-1298

Material:Die-casting aluminum alloy body with anodizing treatment, stainless steel fasteners,Finish to be UV-proof powder coated.  
Application: Indoor partial lighting, for high light promotional products, outdoor landscape lighting, architecture lighting, bridge lighting.



KLM-1296

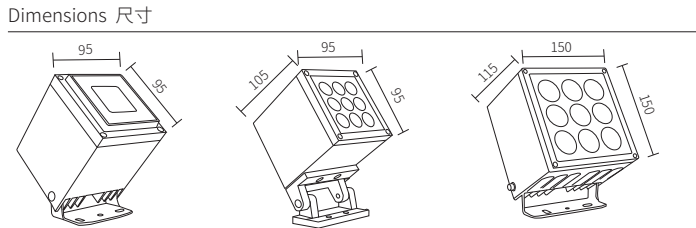


KLM-1297



KLM-1298

Model NO.	Lamp	Power	Voltage	Color Temperature
KLM-1296	LED	10W	AC 220V	<div><div></div>3000K</div> <div><div></div>6000K</div>
KLM-1297	LED	9x1W/2W		
KLM-1298	LED	9x3W		



KLM-1299/KLM-1300/KLM-1301

Material:Die-casting aluminum alloy body with anodizing treatment, stainless steel fasteners,Finish to be UV-proof powder coated.  
Application: Indoor partial lighting, for high light promotional products, outdoor landscape lighting, architecture lighting, bridge lighting.



KLM-1299


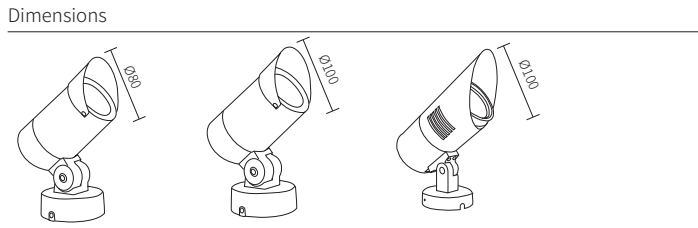


KLM-1300



KLM-1301

Model NO.	Lamp	Power	Voltage	Color Temperature
KLM-1299	LED	1x20W	90-260V 50/60Hz	<div><div></div>3000K</div> <div><div></div>6000K</div>
KLM-1300	LED	1x30W		
KLM-1301	LED	1x20W		





Spot Light Series

KLM-1302/KLM-1303

Material:Die-casting aluminum alloy body with anodizing treatment, stainless steel fasteners,Finish to be UV-proof powder coated.  
Application: Indoor partial lighting, for high light prornotional products, outdoor landscape lighting, architecture lighting, bridge lighting.



KLM-1302


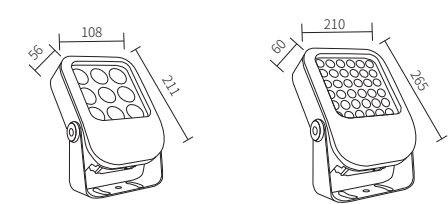


KLM-1303

Model NO.	Lamp	Power	Voltage	Color Temperature
KLM-1302	LED	9x3W	90-260V 50/60Hz	<input checked="" type="checkbox"/> 3000K <input type="checkbox"/> 6000K
KLM-1303	LED	36x1W		



Dimensions



KLM-1304/KLM-1305

Material:Die-casting aluminum alloy body with anodizing treatment, stainless steel fasteners,Finish to be UV-proof powder coated.  
Application: Indoor partial lighting, for high light prornotional products, outdoor landscape lighting, architecture lighting, bridge lighting.



KLM-1304


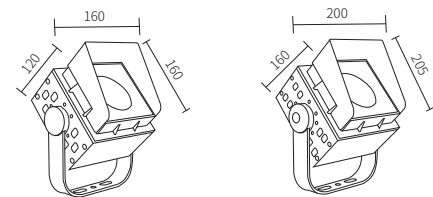


KLM-1305

Model NO.	Lamp	Power	Voltage	Color Temperature
KLM-1304	LED	20W	90-260V 50/60Hz	<input checked="" type="checkbox"/> 3000K <input type="checkbox"/> 6000K
KLM-1305	LED	36W		



Dimensions







# KLM-1306/KLM-1307

Material:Die-casting aluminum alloy body with anodizing treatment, stainless steel fasteners,Finish to be UV-proof powder coated.  
Application: Indoor partial lighting, for high light prnotional products, outdoor landscape lighting, architecture lighting, bridge lighting.



KLM-1306


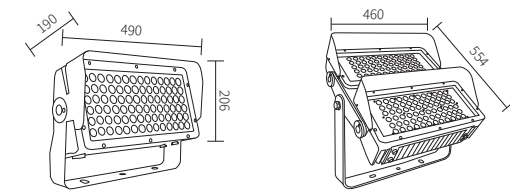


KLM-1307

Model NO.	Lamp	Power	Voltage	Color Temperature
KLM-1306	LED	150W	AC 220V	<input checked="" type="checkbox"/> 3000K <input type="checkbox"/> 6000K
KLM-1307	LED	150x2W		



## Dimensions





Spot Light Series

KLM-1308/KLM-1309

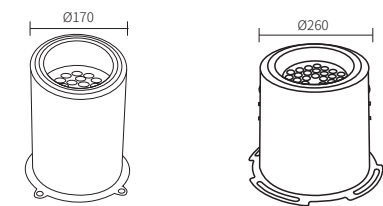
Material:Die-casting aluminum alloy body with anodizing treatment, stainless steel fasteners,Finish to be UV-proof powder coated.  
Application: Indoor partial lighting, for high light prornotional products, outdoor landscape lighting, architecture lighting, bridge lighting.



Model NO.	Lamp	Power	Voltage	Color Temperature
KLM-1308	LED	9x1W/12x1W	AC 220V	<input type="checkbox"/> 3000K <input type="checkbox"/> 6000K
KLM-1309	LED	36x1W		<input type="checkbox"/> 3000K <input type="checkbox"/> 6000K



Dimensions

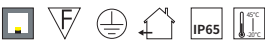


KLM-1310/KLM-1311  
KLM-1312/KLM-1313


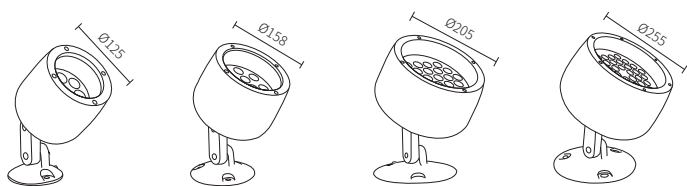
Material:Die-casting aluminum alloy body with anodizing treatment, stainless steel fasteners,Finish to be UV-proof powder coated.  
Application: Indoor partial lighting, for high light prornotional products, outdoor landscape lighting, architecture lighting, bridge lighting.



Model NO.	Lamp	Power	Voltage	Color Temperature
KLM-1310	LED	6x3W	AC 220V	<input type="checkbox"/> 3000K <input type="checkbox"/> 6000K
KLM-1311	LED	12x3W		<input checked="" type="checkbox"/> RGB
KLM-1312	LED	24x2W		
KLM-1313	LED	36x2W		



Dimensions





Spot Light Series

KLM-1314/KLM-1315 KLM-1316/KLM-1317


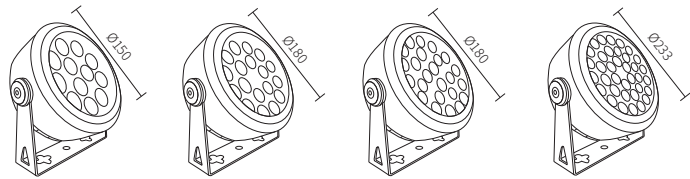
Material:Die-casting Aluminum alloy body with anodizing treatment, stainless steel fasteners,Finish to be UV-proof powder coated.  
Application: Indoor partial lighting, for high light promotional products, outdoor landscape lighting, architecture lighting, bridge lighting.



Model NO.	Lamp	Power	Voltage	Color Temperature
KLM-1314	LED	12W/12x1.5W	AC 220V	<input checked="" type="checkbox"/> 3000K <input type="checkbox"/> 6000K
KLM-1315	LED	18x1.5W/2W		
KLM-1316	LED	24x2W		
KLM-1317	LED	36x2W		



Dimensions

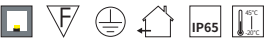


KLM-1318/KLM-1319/KLM-1320


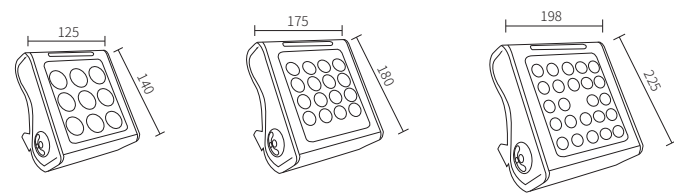
Material:Die-casting aluminum alloy body with anodizing treatment, stainless steel fasteners,Finish to be UV-proof powder coated.  
Application: Indoor partial lighting, for high light promotional products, outdoor landscape lighting, architecture lighting, bridge lighting.



Model NO.	Lamp	Power	Voltage	Color Temperature
KLM-1318	LED	9x1.5W	AC 220V	<input checked="" type="checkbox"/> 3000K <input type="checkbox"/> 6000K
KLM-1319	LED	16x1.5W		
KLM-1320	LED	24x1.5W		



Dimensions







KLM-1321/KLM-1322/KLM-1323

Material:Die-casting aluminum alloy body with anodizing treatment, stainless steel fasteners,Finish to be UV-proof powder coated.  
Application: Indoor partial lighting, for high light prornotional products, outdoor landscape lighting, architecture lighting, bridge lighting.



KLM-1321



KLM-1322


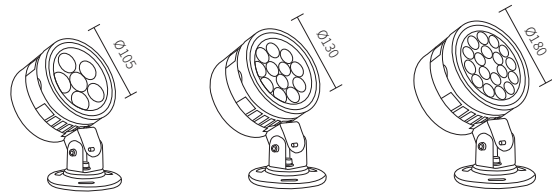


KLM-1323

Model NO.	Lamp	Power	Voltage	Color Temperature
KLM-1321	LED	15W	AC 220V	<input checked="" type="checkbox"/> 3000K <input type="checkbox"/> 6000K
KLM-1322	LED	30W		<input type="checkbox"/> 3000K <input checked="" type="checkbox"/> 6000K
KLM-1323	LED	45W		<input type="checkbox"/> 3000K <input checked="" type="checkbox"/> 6000K



Dimensions







KLM-1324/KLM-1325/KLM-1326


Material:Die-casting aluminum alloy body with anodizing treatment, stainless steel fasteners,Finish to be UV-proof powder coated.  
Application: Indoor partial lighting, for high light prornotional products, outdoor landscape lighting, architecture lighting, bridge lighting.



KLM-1324

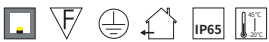


KLM-1325


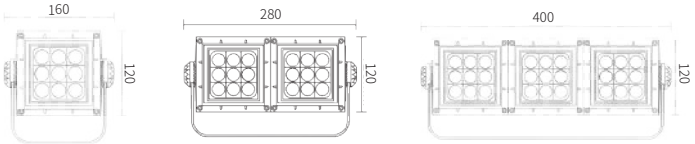


KLM-1326

Model NO.	Lamp	Power	Voltage	Color Temperature
KLM-1324	LED	9x2W	90-260V 50/60Hz	<span>3000K</span> <span>6000K</span>
KLM-1325	LED	18x2W		
KLM-1326	LED	27x2W		



Dimensions





Spot Light Series

KLM-1327/KLM-1328/KLM-1329


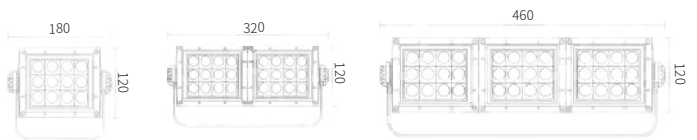
Material:Die-casting aluminum alloy body with anodizing treatment, stainless steel fasteners,Finish to be UV-proof powder coated.  
Application: Indoor partial lighting, for high light prornotional products, outdoor landscape lighting, architecture lighting, bridge lighting.



Model NO.	Lamp	Power	Voltage	Color Temperature
KLM-1327	LED	12x2W	90-260V 50/60Hz	<input checked="" type="checkbox"/> 3000K <input type="checkbox"/> 6000K
KLM-1328	LED	24x2W		
KLM-1329	LED	36x2W		



Dimensions



KLM-1330/KLM-1331/KLM-1332


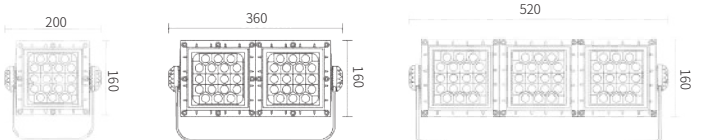
Material:Die-casting aluminum alloy body with anodizing treatment, stainless steel fasteners,Finish to be UV-proof powder coated.  
Application: Indoor partial lighting, for high light prornotional products, outdoor landscape lighting, architecture lighting, bridge lighting.



Model NO.	Lamp	Power	Voltage	Color Temperature
KLM-1330	LED	18x2W	AC 220V	<input checked="" type="checkbox"/> 3000K <input type="checkbox"/> 6000K
KLM-1331	LED	36x2W		
KLM-1332	LED	54x2W		



Dimensions







KLM-1333/KLM-1334/KLM-1335

Material:Die-casting aluminum alloy body with anodizing treatment, stainless steel fasteners,Finish to be UV-proof powder coated.  
Application: Indoor partial lighting, for high light prornotional products, outdoor landscape lighting, architecture lighting, bridge lighting.



KLM-1333



KLM-1334


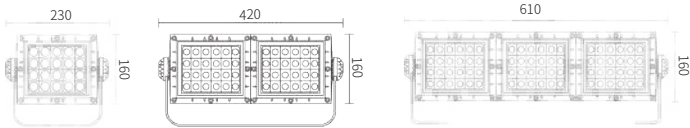


KLM-1335

Model NO.	Lamp	Power	Voltage	Color Temperature
KLM-1333	LED	24x2W	AC 220V	<input checked="" type="checkbox"/> 3000K <input type="checkbox"/> 6000K
KLM-1334	LED	48x2W		
KLM-1335	LED	72x2W		



Dimensions





Spot Light Series

KLM-1336/KLM-1337  
KLM-1338/KLM-1339

Material:Die-casting Aluminum alloy body with anodizing treatment, stainless steel fasteners,Finish to be UV-proof powder coated.  
Application: Indoor partial lighting, for high light prornotional products, outdoor landscape lighting, architecture lighting, bridge lighting.



KLM-1336



KLM-1338



KLM-1337


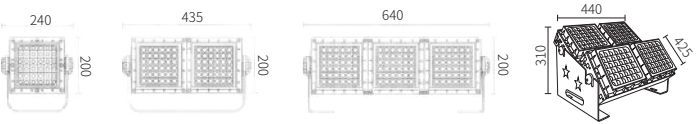


KLM-1339

Model NO.	Lamp	Power	Voltage	Color Temperature
KLM-1336	LED	36x2W	AC 220V	<input checked="" type="checkbox"/> 3000K <input type="checkbox"/> 6000K
KLM-1337	LED	72x2W		<input checked="" type="checkbox"/> 3000K <input type="checkbox"/> 6000K
KLM-1338	LED	108x2W		<input checked="" type="checkbox"/> 3000K <input type="checkbox"/> 6000K
KLM-1339	LED	144x2W		<input checked="" type="checkbox"/> 3000K <input type="checkbox"/> 6000K



Dimensions




KLM-1340/KLM-1341/KLM-1342

Material:Die-casting aluminum alloy body with anodizing treatment, stainless steel fasteners,Finish to be UV-proof powder coated.  
Application: Indoor partial lighting, for high light prornotional products, outdoor landscape lighting, architecture lighting, bridge lighting.



KLM-1340



KLM-1341


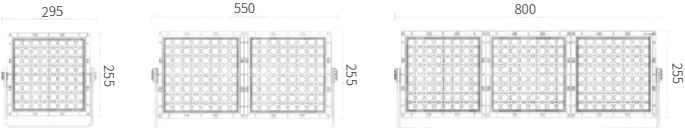


KLM-1342

Model NO.	Lamp	Power	Voltage	Color Temperature
KLM-1340	LED	64x2W	90-260V 50/60Hz	<input checked="" type="checkbox"/> 3000K <input type="checkbox"/> 6000K
KLM-1341	LED	128x2W		<input checked="" type="checkbox"/> 3000K <input type="checkbox"/> 6000K
KLM-1342	LED	192x2W		<input checked="" type="checkbox"/> 3000K <input type="checkbox"/> 6000K



Dimensions





## IN-GROUND LIGHT SERIES





In-ground Light Series

KLM-1343/KLM-1344/KLM-1345

Material:Die-casting aluminum alloy body with anodizing treatment, stainless steel fasteners,Finish to be UV-proof powder coated.  
Application: Ground recessed lamps, for architecture and landscape lighting, tree lighting.



KLM-1343



KLM-1344

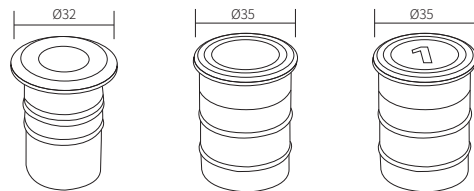


KLM-1345

Model NO.	Lamp	Power	Voltage	Color Temperature
KLM-1343	LED	1W	DC 24V	<input checked="" type="checkbox"/> 3000K <input type="checkbox"/> 6000K
KLM-1344	LED	1W		<input checked="" type="checkbox"/> 3000K <input type="checkbox"/> 6000K
KLM-1345	LED	1W		<input checked="" type="checkbox"/> 3000K <input type="checkbox"/> 6000K



Dimensions



KLM-1346/KLM-1347

Material: The whole lamp body is ADC12 die cast aluminum, Aksu outdoor anti ultraviolet polyester powder spraying treatment, optical lens and stainless steel fixing screws.  
Application: Ground recessed lamps, for architecture and landscape lighting, tree lighting.



KLM-1346

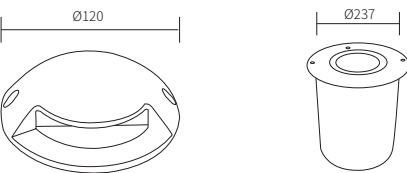


KLM-1347

Model NO.	Lamp	Power	Voltage	Color Temperature
KLM-1346	LED	3W	DC 24V	<input checked="" type="checkbox"/> 3000K <input type="checkbox"/> 6000K
KLM-1347	LED	40W	AC 220V	



Dimensions





In-ground Light Series

KLM-1348/KLM-1349/KLM-1350

Material: The whole lamp body is ADC12 die cast aluminum, Aksu outdoor anti ultraviolet polyester powder spraying treatment, optical lens and stainless steel fixing screws.

Application: Ground recessed lamps, for architecture and landscape lighting, tree lighting.



KLM-1348



KLM-1350

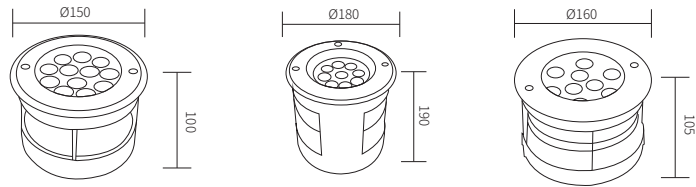


KLM-1349

Model NO.	Lamp	Power	Voltage	Color Temperature
KLM-1348	LED	12W	DC 24V	<input checked="" type="checkbox"/> 3000K <input type="checkbox"/> 6000K
KLM-1349	LED	9W		
KLM-1350	LED	9x1W		



Dimensions



KLM-1351/KLM-1352/KLM-1353

Material: The whole lamp body is ADC12 die cast aluminum, Aksu outdoor anti ultraviolet polyester powder spraying treatment, optical lens and stainless steel fixing screws.

Application: Ground recessed lamps, for architecture and landscape lighting, tree lighting.



KLM-1351



KLM-1352

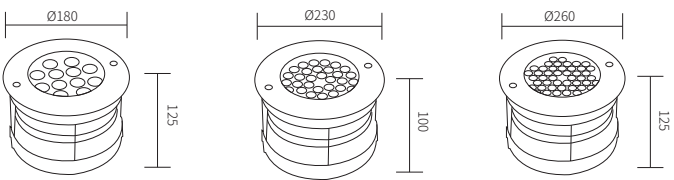


KLM-1353

Model NO.	Lamp	Power	Voltage	Color Temperature
KLM-1351	LED	12x1W	DC 24V	<input checked="" type="checkbox"/> 3000K <input type="checkbox"/> 6000K
KLM-1352	LED	24x1W		
KLM-1353	LED	36x1W		



Dimensions







KLM-1354

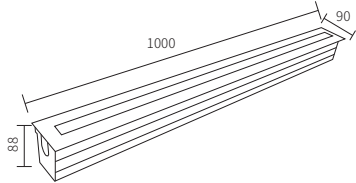
Material: The whole lamp body is ADC12 die cast aluminum, Aksu outdoor anti ultraviolet polyester powder spraying treatment, optical lens and stainless steel fixing screws.  
Application: Ground recessed lamps, for architecture and landscape lighting, tree lighting.



Lamp	Power	Voltage	Color Temperature
LED	18/24/36x1W	90-260V 50/60Hz	<input checked="" type="checkbox"/> 3000K <input type="checkbox"/> 6000K



Dimensions





## POINT SOURCE SERIES





Point Source Series

KLM-1355/KLM-1356  
KLM-1357/KLM-1358

Material:The whole lamp body is ADC12 die cast aluminum, Aksu outdoor anti ultraviolet polyester powder spraying treatment, optical lens and stainless steel fixing screws.

Application: Decorative for architecture, amusement park, bill board, street and stage.



KLM-1355



KLM-1357



KLM-1356

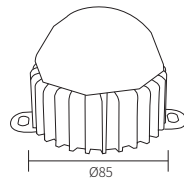


KLM-1358

Model NO.	Lamp	Power	Voltage	Color Temperature
KLM-1355	LED	3W/5W	DC 24V	<div><div></div>3000K</div> <div><div></div>6000K</div>
KLM-1356	LED	3W/5W		<div><div></div>RGB</div> <div><div></div>RGBW</div>
KLM-1357	LED	3W/5W		
KLM-1358	LED	3W/5W		



Dimensions



120°

KLM-1359

Material:The whole lamp body is ADC12 die cast aluminum, Aksu outdoor anti ultraviolet polyester powder spraying treatment, optical lens and stainless steel fixing screws.

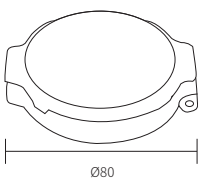
Application: Decorative for architecture, amusement park, bill board, street and stage.



Lamp	Power	Voltage	Color Temperature
LED	3W	DC 24V	<div><div></div>3000K</div> <div><div></div>6000K</div> <div><div></div>RGBW</div>



Dimensions



120°



Point Source Series

KLM-1360/KLM-1361

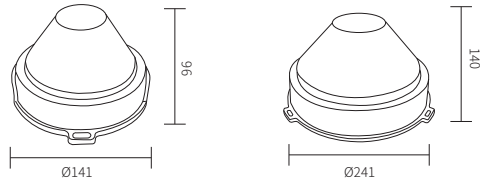
Material:The whole lamp body is ADC12 die cast aluminum, Aksu outdoor anti ultraviolet polyester powder spraying treatment, optical lens and stainless steel fixing screws.  
Application: Decorative for architecture, amusement park, bill board, street and stage.



Model NO.	Lamp	Power	Voltage	Color Temperature
KLM-1360	LED	9W	DC 24V	<div><div></div> 3000K <div></div> 6000K <div></div> RGB</div>
KLM-1361	LED	20W	DC 24V	<div><div></div> 3000K <div></div> 6000K</div>



Dimensions



KLM-1362/KLM-1363/KLM-1364

Material:The whole lamp body is ADC12 die cast aluminum, Aksu outdoor anti ultraviolet polyester powder spraying treatment, optical lens and stainless steel fixing screws.  
Application: Decorative for architecture, amusement park, bill board, street and stage.

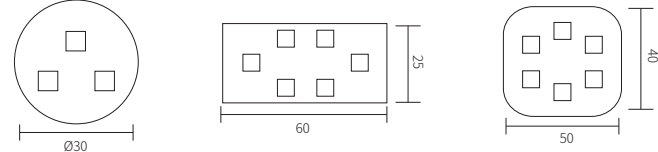


Model NO.	Lamp	Power	Voltage	Color
KLM-1362	LED	0.75W	DC 12V	<div><div></div> 3000K <div></div> 6000K</div>
KLM-1363	LED	1.2W	DC 24V	<div><div></div> RGB <div></div> RGBW</div>
KLM-1364	LED	1.5W	DC 24V	



Temperature

Dimensions





## TRICK LIGHT SERIES





Trick Light Series

KLM-1365/KLM-1366/KLM-1367

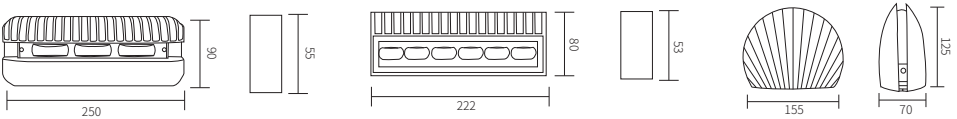
Material: The whole lamp body is ADC12 die cast aluminum, Aksu outdoor anti ultraviolet polyester powder spraying treatment, optical lens and stainless steel fixing screws.  
Application: Architecture, window and corridor/hall-way lighting.



Model NO.	Lamp	Power	Voltage	Color Temperature	
KLM-1365	LED	30W	DC 24V/AC 220V	<input checked="" type="checkbox"/> 3000K	<input type="checkbox"/> 6000K
KLM-1366	LED	20W		<input checked="" type="checkbox"/> 3000K	<input type="checkbox"/> 6000K
KLM-1367	LED	12W		<input checked="" type="checkbox"/> 3000K	<input type="checkbox"/> 6000K



Dimensions



KLM-1368/KLM-1369/KLM-1370

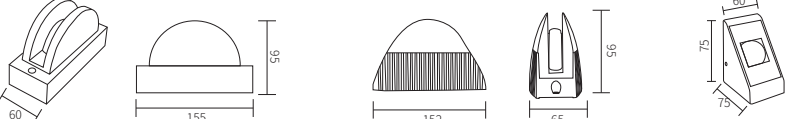
Material: The whole lamp body is ADC12 die cast aluminum, Aksu outdoor anti ultraviolet polyester powder spraying treatment, optical lens and stainless steel fixing screws.  
Application: Architecture, window and corridor/hall-way lighting.



Model NO.	Lamp	Power	Voltage	Color Temperature	
KLM-1368	LED	10W	DC 24V	<input checked="" type="checkbox"/> 3000K	<input type="checkbox"/> 6000K
KLM-1369	LED	6x3W		<input checked="" type="checkbox"/> 3000K	<input type="checkbox"/> 6000K
KLM-1370	LED	3W		<input checked="" type="checkbox"/> 3000K	<input type="checkbox"/> 6000K



Dimensions





Trick Light Series

KLM-1371/KLM-1372/KLM-1373

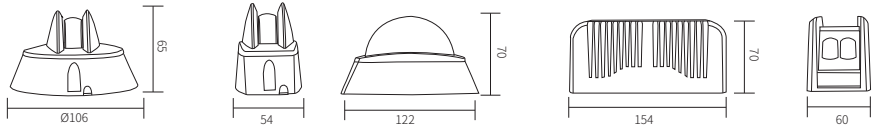
Material: The whole lamp body is ADC12 die cast aluminum, Aksu outdoor anti ultraviolet polyester powder spraying treatment, optical lens and stainless steel fixing screws.  
Application: Architecture, window and corridor/hall-way lighting.



Model NO.	Lamp	Power	Voltage	Color Temperature
KLM-1371	LED	3x3W	DC 24V	<div><div></div>3000K</div> <div><div></div>6000K</div>
KLM-1372	LED	3x3W		
KLM-1373	LED	12W		



Dimensions



KLM-1374/KLM-1375/KLM-1376

Material: The whole lamp body is ADC12 die cast aluminum, Aksu outdoor anti ultraviolet polyester powder spraying treatment, optical lens and stainless steel fixing screws.  
Application: Architecture, window and corridor/hall-way lighting.



Model NO.	Lamp	Power	Voltage	Color Temperature
KLM-1374	LED	3x3W	DC 24V	<div><div></div>3000K</div> <div><div></div>6000K</div>
KLM-1375	LED	3x3Wx2		
KLM-1376	LED	3x3Wx3		



Dimensions

